

Lenus: Research Repository



Epidemiology of COVID-19 in Ireland Report prepared by HPSC on 12/05/2020 for NPHE

Item Type	Other
Authors	Health Protection Surveillance Centre
Publisher	Health Service Executive
Download date	2026-05-21 05:07:52
Item License	https://creativecommons.org/licenses/by/4.0/
Link to Item	https://hdl.handle.net/10147/627647



Epidemiology of COVID-19 in Ireland

Report prepared by HPSC on 12/05/2020 for NPHE

Note: Data are provisional

Summary

This report includes data as of 12th May 2020 at 9:20 am for events created on CIDR up to midnight Sunday 10th May 2020.

Characteristic	Number	%
Total number of confirmed cases	23,089	
Number of new cases since previous day	196	0.8
National incidence rate per 100,000 population	484.9	
Total number hospitalised	3,031	13.1
Total number admitted to ICU	386	1.7
Total number of deaths	1,237	5.4
National death rate per 100,000 population	26.0	
Total number of outbreaks/clusters	759	-
Total number cases associated with clusters	8,406	36.4
Total number of imported cases	361	1.6
Number of cases in Healthcare workers	6,906	29.9
Median age (years)	49	-
Age range (years)	0 - 106	-

Confirmed cases

In total 23,089 confirmed cases of COVID-19 were notified in Ireland **before midnight May 10th 2020**, with the first cases reported in Week 10 2020, week ending 07/03/2020 (Figure 1).

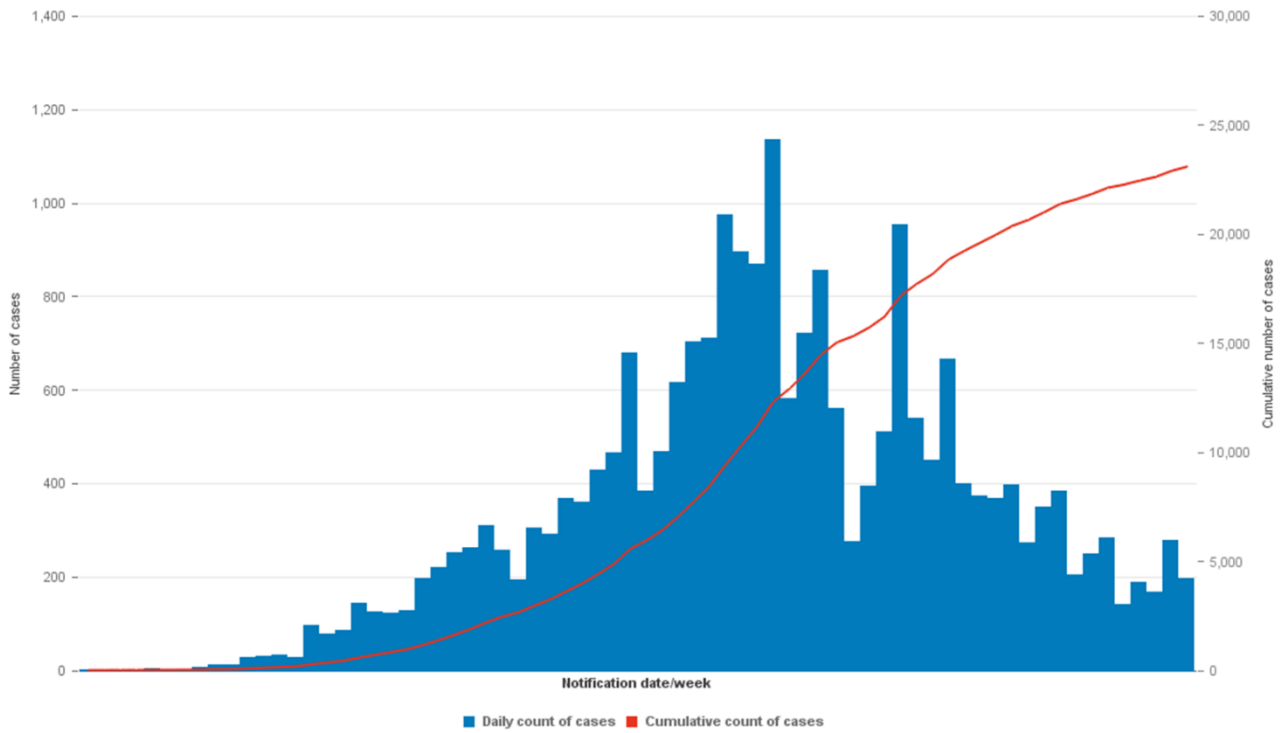


Figure 1: Number and cumulative number of confirmed COVID-19 cases notified in Ireland to midnight May 10th 2020.

Data source: CIDR as of 12/05/2020 9:20

Outbreaks/Clusters

There were 759 outbreaks/clusters of COVID-19 notified on CIDR **before midnight May 10th 2020**.

Table 1: Characteristics of confirmed COVID-19 cases notified as of midnight May 10th 2020, Ireland

Characteristic	Number of cases	%
Total	23,089	100
Sex		
Female	13249	57.4
Male	9776	42.3
Unknown	64	0.3
Age group (years)		
<1	42	0.2
1-4	79	0.3
5-14	260	1.1
15-24	1624	7.0
25-34	3777	16.4
35-44	3994	17.3
45-54	4172	18.1
55-64	3014	13.1
65-74	1685	7.3
75-84	2164	9.4
85+	2252	9.8
Unknown	26	0.1
HSE area		
HSE East	13152	57.0
HSE Midlands	1509	6.5
HSE Mid-West	1302	5.6
HSE North-East	2692	11.7
HSE North-West	669	2.9
HSE South-East	874	3.8
HSE South	1535	6.6
HSE West	1161	5.0

Data source: CIDR as of 12/05/2020 9:20

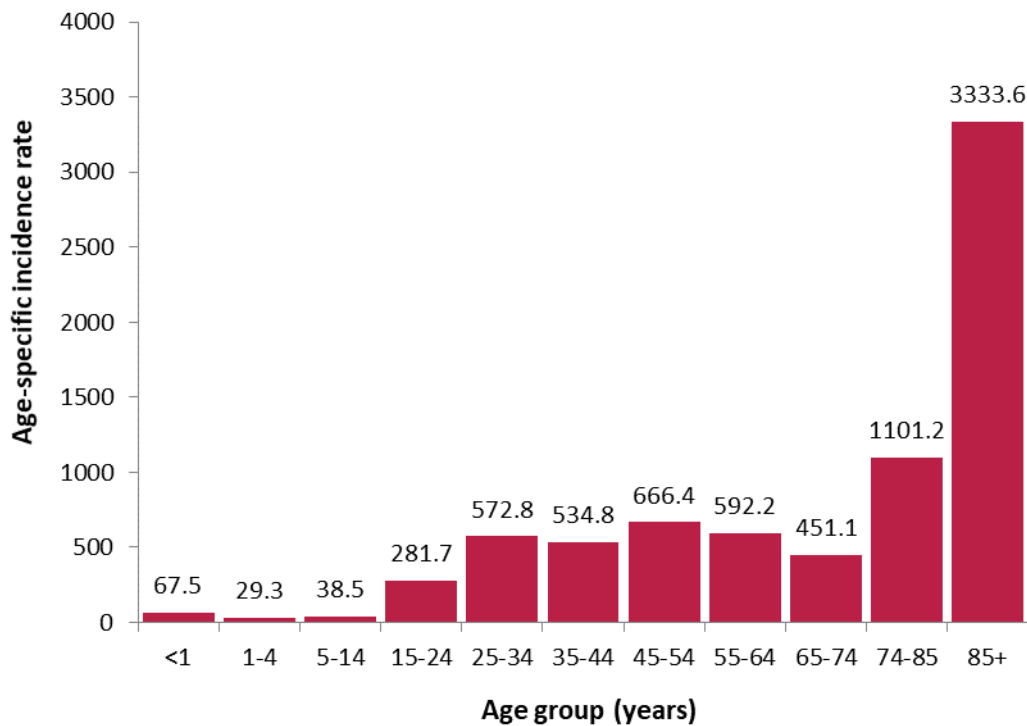
Table 2: Country of Infection of confirmed COVID-19 cases notified as of midnight May 10th 2020, Ireland

Country of infection	Number of cases	% of cases
Ireland	18,400	79.7
Other than Ireland	361	1.6
Unknown	4328	18.7
Total	23,089	100

Data source: CIDR as of 12/05/2020 9:20

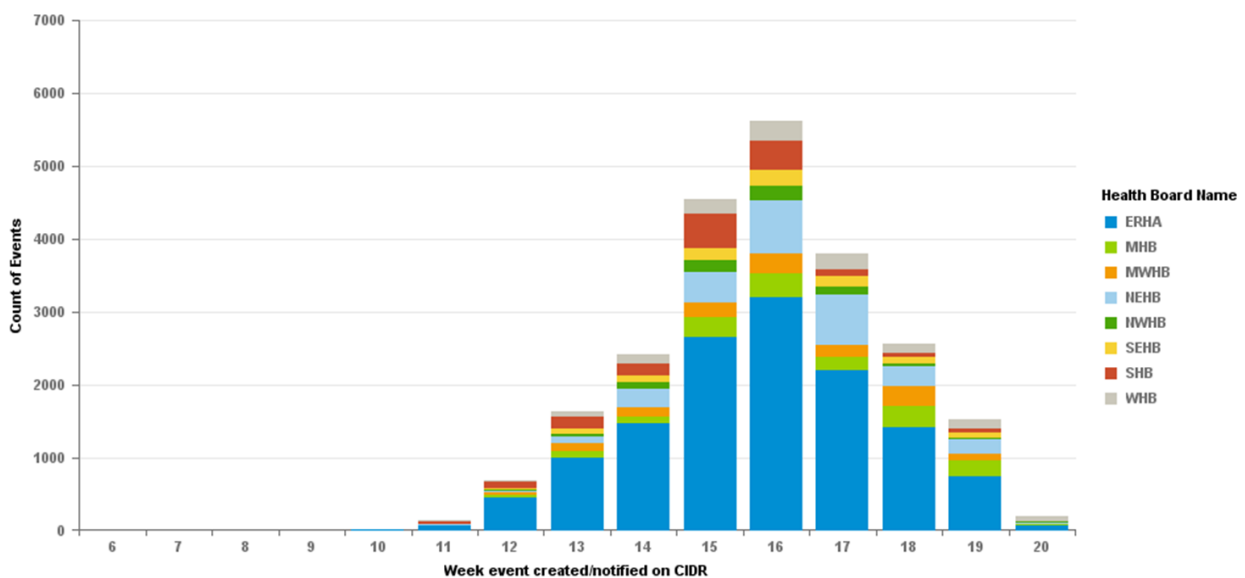
Note: Data are provisional

Figure 2: Age-specific incidence rates of confirmed cases of COVID-19 notified to midnight May 10th 2020, Ireland



Data source: CIDR as of 12/05/2020 9:20, rates are calculated using the 2016 census (www.cso.ie)

Figure 3: Confirmed cases of COVID-19 notified to midnight May 10th 2020, by HSE Area and week of notification



Data source: CIDR as of 12/05/2020 9:20

Note: Data are provisional

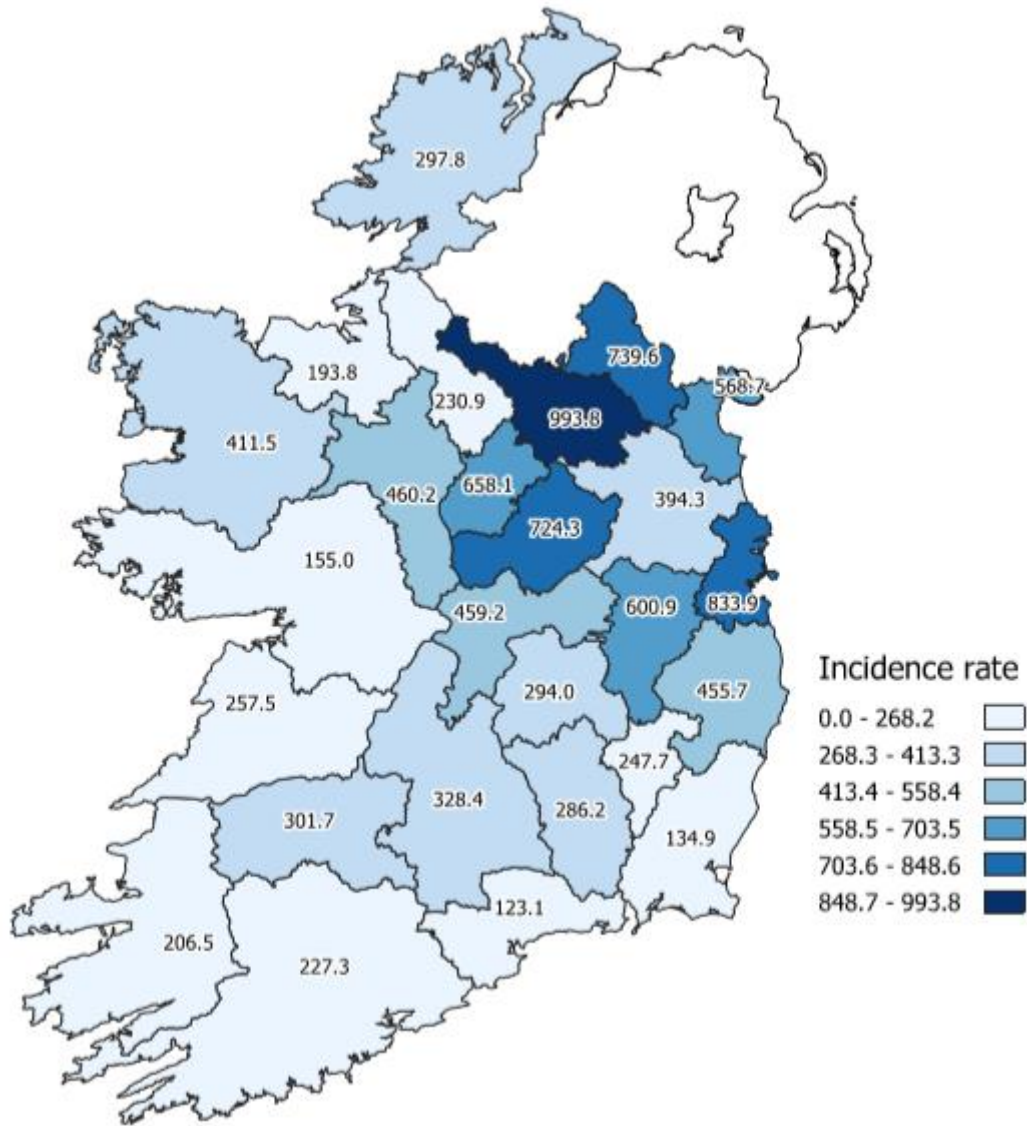


Figure 4: Cumulative incidence rates per 100,000 population of confirmed cases of COVID-19 notified to midnight May 10th 2020 by county, Ireland

Please do not directly compare county shades to previous maps. The numbers of cases by county are increasing and as such the categories listed will broaden which may result in changes to the map shading.

Data source: CIDR as of 12/05/2020 9:20, rates are calculated using the 2016 census (www.cso.ie)

Table 3: Number of confirmed cases of COVID-19 notified to midnight May 10th 2020 by county

County Name	Number of cases	%
Carlow	141	0.6
Cavan	757	3.3
Clare	306	1.3
Cork	1234	5.3
Donegal	474	2.1
Dublin	11235	48.7
Galway	400	1.7
Kerry	305	1.3
Kildare	1337	5.8
Kilkenny	284	1.2
Laois	249	1.1
Leitrim	74	0.3
Limerick	588	2.5
Longford	269	1.2
Louth	733	3.2
Mayo	537	2.3
Meath	769	3.3
Monaghan	454	2.0
Offaly	358	1.6
Roscommon	297	1.3
Sligo	127	0.6
Tipperary	524	2.3
Waterford	143	0.6
Westmeath	643	2.8
Wexford	202	0.9
Wicklow	649	2.8
Total	23089	100

Data source: CIDR as of 12/05/2020 9:20

Table 4: Number of confirmed COVID-19 cases notified to midnight May 10th 2020 by transmission classification, Ireland

Transmission classification*	Number of cases	%
Community transmission	2,552	11.1
Possible community transmission	8,890	38.5
Local transmission	6,052	26.2
Possible local transmission	718	3.1
Travel abroad	351	1.5
Possible travel abroad	214	0.9
Unknown	4,312	18.7
Total	23,089	100

*Transmission classification is based on country of infection and enhanced exposure data (international travel; close contact of a case) recorded in CIDR. The World Health Organization's (WHO) Definition of transmission classification is outlined in Appendix 1.

Data source: CIDR as of 12/05/2020 9:20

Note: Data are provisional

Table 5: Number of confirmed cases of COVID-19 notified to midnight May 10th 2020 by age group and hospital, ICU and vital status, Ireland

Age group (years)	Number of cases (n)	Cases hospitalised (n)	Cases hospitalised (%)	Cases admitted to ICU (n)	Cases admitted to ICU (%)	Number of cases that died (n)	Cases that died (%)
<5	121	18	0.6		0.0		0.0
5 - 14	260	17	0.6	2	0.5		0.0
15-24	1624	66	2.2	6	1.6	2	0.2
25-34	3777	179	5.9	14	3.6	5	0.4
35-44	3994	238	7.9	33	8.5	10	0.8
45-54	4172	408	13.5	79	20.5	22	1.8
55-64	3014	439	14.5	111	28.8	52	4.2
65-74	1685	535	17.7	96	24.9	179	14.5
75-84	2164	691	22.8	39	10.1	422	34.1
85+	2252	438	14.5	6	1.6	545	44.1
Unknown	26	2	0.1		0.0		0.0
Total	23089	3031	100	386	100	1237	100

Data source: CIDR as of 12/05/2020 9:20

Of the 23,089 laboratory confirmed COVID-19 cases, 1,237 have died, giving a case fatality rate of 5.4%. Of the patients who were hospitalised, 13% were admitted to ICU.

Table 6: Number of confirmed cases of COVID-19 notified to midnight May 10th 2020 in healthcare workers by HSE-area and travel status

HSE area	Foreign travel	No foreign travel	Not specified	Total
HSE East	92	3766	227	4085
HSE Midlands	12	275	114	401
HSE Mid-West	16	114	175	305
HSE North-East	10	552	394	956
HSE North-West	8	114	126	248
HSE South-East	5	15	258	278
HSE South	22	120	225	367
HSE West	7	82	177	266
Total	172	5038	1696	6906

Data source: CIDR as of 12/05/2020 9:20

Note: Data are provisional

Table 7: Number of clusters/outbreaks of COVID-19 notified to midnight May 10th 2020 by location and HSE-area

Outbreak Location	E	M	MW	NE	NW	SE	S	W	Total	%
Nursing home	111	16	11	38	5	15	11	35	242	31.9
Residential institution	85	13	4	11	3	9	21	4	150	19.8
Private house	4	6	9	9	5	24	65	21	143	18.8
Hospital	51	2	2	12	2	3	12	5	89	11.7
Workplace	7	6	5	3	1	4	7	2	35	4.6
Comm. Hosp/Long-stay unit	6	4			4	5	8	4	31	4.1
Travel related		3	5	4	2	1	5	2	22	2.9
Extended family	2		5		2	3	3	1	16	2.1
Community outbreak	5	1	1	2			1	3	13	1.7
Other	3		3	1		1	4		12	1.6
Public house		2	1				1		4	0.5
Hotel							2		2	0.3
Total	274	53	46	80	24	65	140	77	759	100.5

Data source: CIDR as of 12/05/2020 9:20

Acknowledgements

Sincere thanks are extended to all those who participated in the collection and reporting of data used in this report. This includes the notifying clinicians and staff in laboratories and Departments of Public Health.

Report prepared by Epi Team, HPSC

Appendix 1: World Health Organization's (WHO) Definition of transmission classification

WHO definition of transmission classification is specified below:

- Community transmission is evidenced by the inability to relate confirmed cases through chains of transmission for a large number of cases, or by increasing positive tests through routine screening of sentinel samples.
- Local transmission indicates locations where the source of infection is within the reporting location.
- Imported cases only indicate locations where all cases have been acquired outside the location of reporting.

Unknown: Transmission is classified as 'unknown' due to incomplete data on CIDR.