



Winter infections report 2022/2023

An overview of the epidemiology





COVID-19 Epidemiology

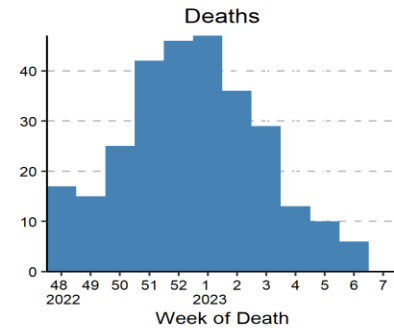
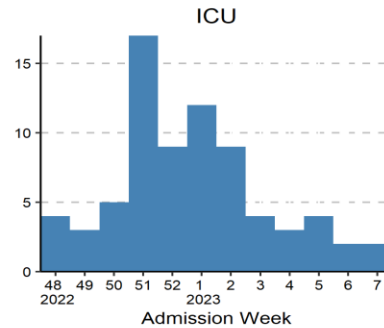
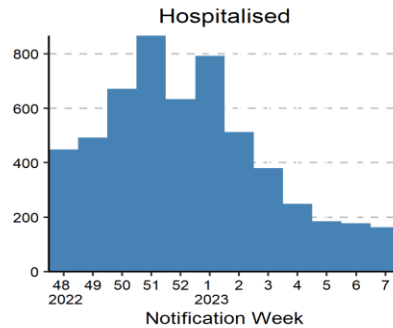
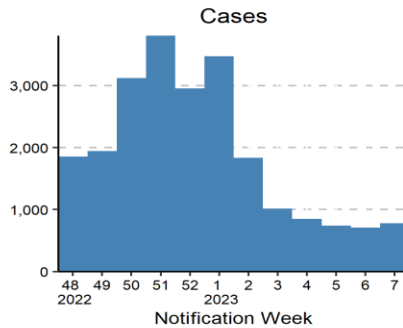
Week 7 2023 (12 - 18 Feb 2023)





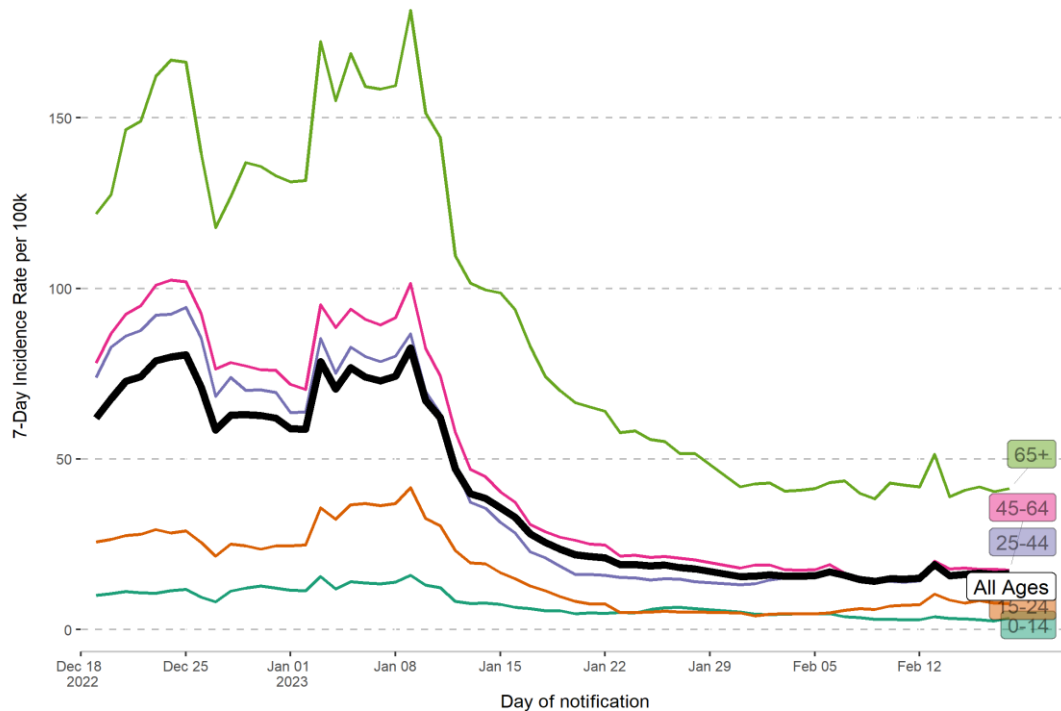
Summary indicator and recent trends – COVID-19

	W05	W06	W07		Since Wk40
Cases	744	709	781	10% ↑	35,662
Hospitalised	185	178	163	-8% ↓	8,559
Admitted to ICU	4	2	2	■	104
Deaths	10	6	0	■	491





7-day incidence rate per 100,000 population



	W06	W07	
All Ages	15	16	11% ↑
65+	42	41	-2% ↓
45-64	15	17	15% ↑
25-44	14	17	24% ↑
15-24	7	8	■
0-14	3	3	■

7-day incidence rate is a rolling calculation. Table shows the rates at the end of last and previous weeks

COVID-19 Epidemiology of COVID-19 in Ireland (HPSC data hub) [Epidemiology of COVID-19 HPSC \(arcgis.com\)](https://www.arcgis.com)



Influenza Epidemiology

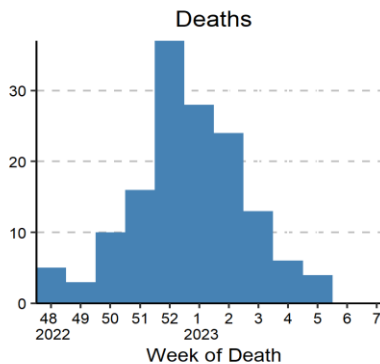
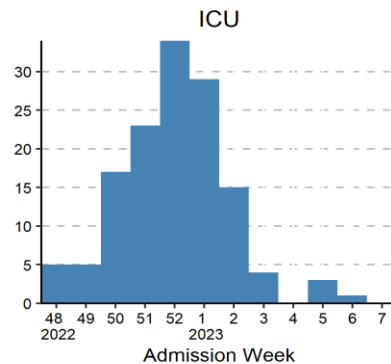
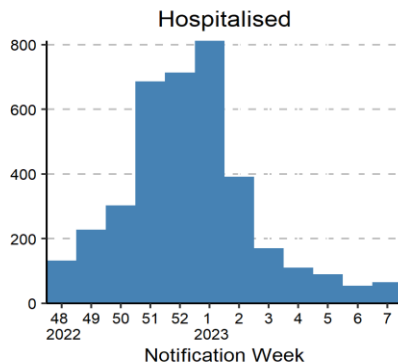
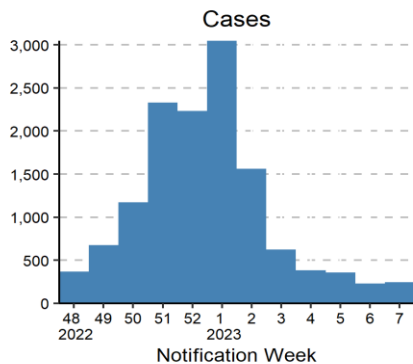
Week 7 2023 (12 - 18 Feb 2023)





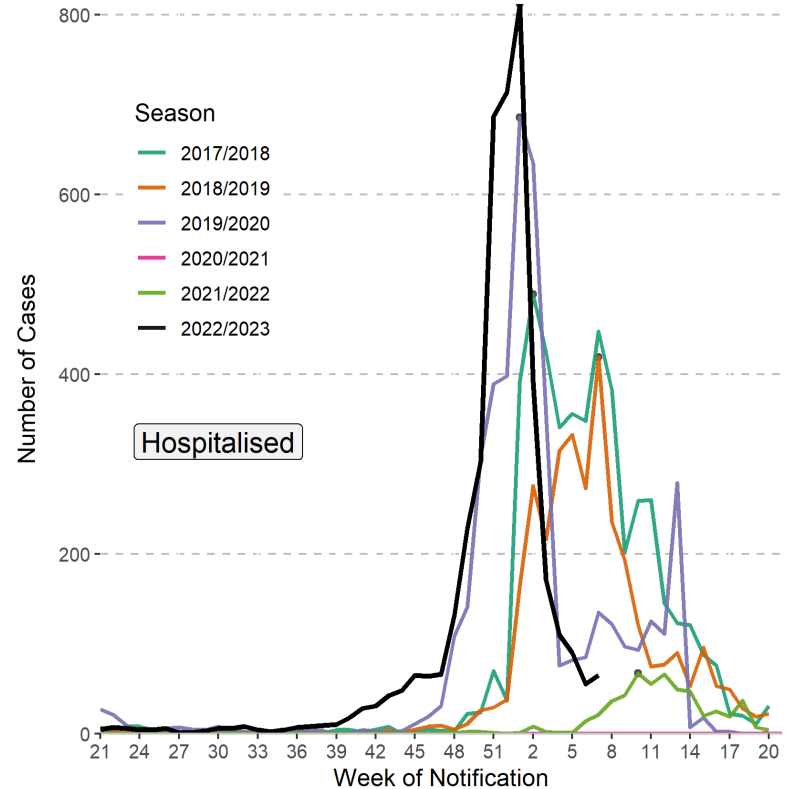
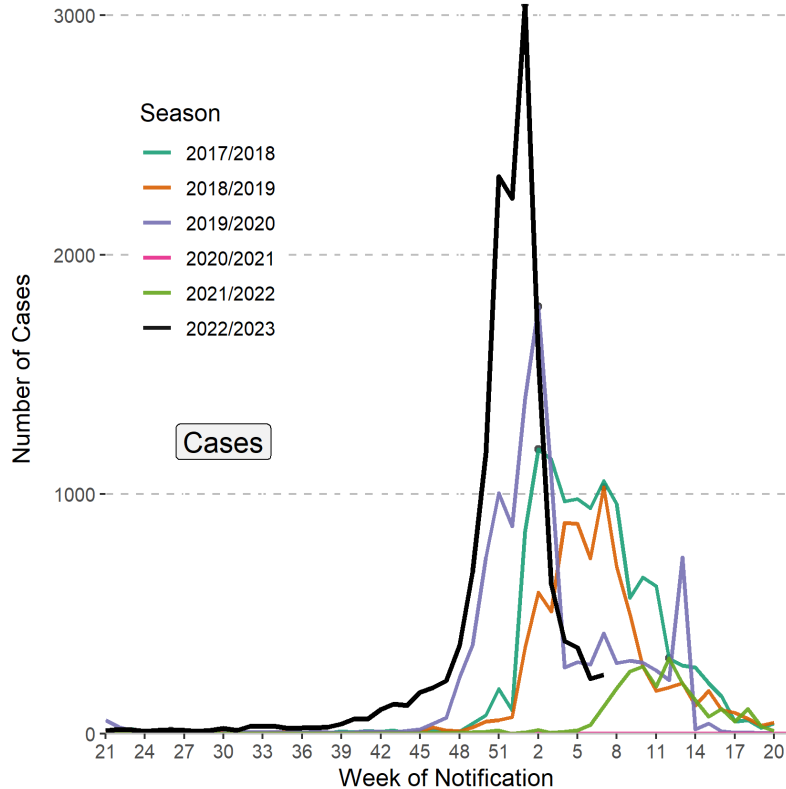
Number of influenza cases, hospitalisations, ICU admissions and deaths

	W05	W06	W07		Since Wk40
Cases	359	229	245	7%↑	14,222
Hospitalised	90	55	65	18%↑	4,102
Admitted to ICU	1	0	0	■	166
Deaths	4	0	0	■	160





Influenza cases and hospitalisation trends





RSV Epidemiology

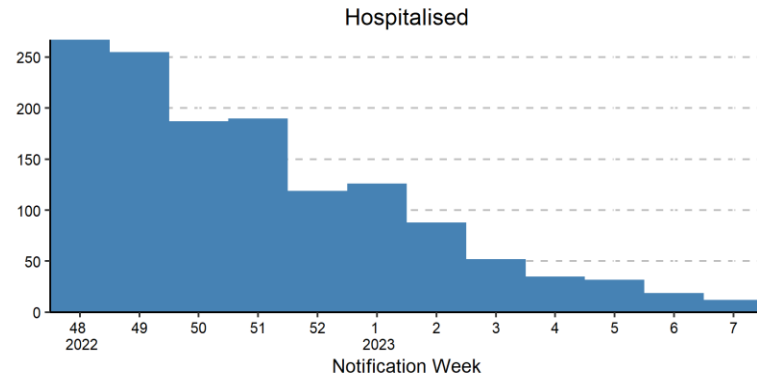
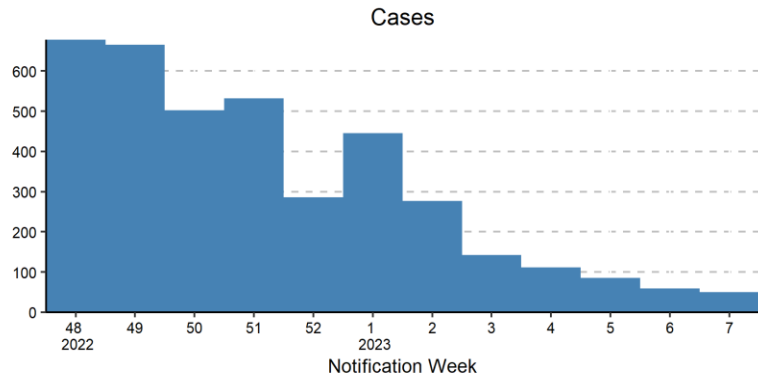
Week 7 2023 (12 - 18 Feb 2023)





Number of RSV cases and hospitalisations

	W05	W06	W07		Since Wk40
Cases	85	59	50	-15%↓	7,177
Hospitalised	32	19	12	-37%↓	2,857





RSV cases and hospitalisation trends

