

HPSC - Weekly HIV & STI Report



Statutory Notifications of HIV and STIs reported in Ireland via the Computerised Infectious Disease Reporting (CIDR) system for:

Week 9, 2021

(Notification Period: 28/02/2021 - 06/03/2021)

Data are Provisional

Report produced by the Health Protection Surveillance Centre on 10/03/2021

More detailed annual reports on HIV and STIs in Ireland are available on the HPSC website at <https://www.hpsc.ie>



Table 1: Summary of HIV and Sexually Transmitted Infections reported for week 9, 2021

Disease	Week Ending	2021	2020	Increase/Decrease	
	06/03/2021	Week 1 - 9	Week 1 - 9	n	%
Chancroid	0	0	0	0	0.00
Chlamydia trachomatis infection	136	1066	1536	-470	-30.60
Gonorrhoea	31	285	521	-236	-45.30
Granuloma inguinale	0	0	0	0	0.00
Herpes simplex (genital)	19	185	305	-120	-39.34
HIV	8	56	121	-65	-53.72
Lymphogranuloma venereum	0	2	6	-4	-66.67
Syphilis (early infectious)	20	117	127	-10	-7.87
Trichomoniasis	1	4	4	0	0.00
Total	215	1,715	2,620	-905	-34.54



Table 2: HIV & Sexually Transmitted Infections by HSE area* for week 9, 2021

	E	M	MW	NE	NW	S	SE	W	Weekly total
Chlamydia trachomatis infection	72	3	10	5	3	31	10	2	136
Gonorrhoea	22	0	0	0	0	4	5	0	31
Herpes simplex (genital)	8	0	3	1	0	2	3	2	19
HIV	6	0	0	1	0	0	1	0	8
Syphilis (early infectious)	14	0	2	1	0	3	0	0	20
Trichomoniasis	0	0	1	0	0	0	0	0	1
Total	122	3	16	8	3	40	19	4	215

Table 3: HIV & Sexually Transmitted Infections by HSE area*: annual cumulative figures week 1 - week 9, 2021

	E	M	MW	NE	NW	S	SE	W	Annual total, 2021
Chlamydia trachomatis infection	541	28	90	45	45	135	87	95	1066
Gonorrhoea	217	1	5	7	7	15	16	17	285
Herpes simplex (genital)	103	7	10	7	4	23	19	12	185
HIV	44	1	3	2	0	3	2	1	56
Lymphogranuloma venereum	0	0	0	1	0	1	0	0	2
Syphilis (early infectious)	92	2	9	1	1	9	1	2	117
Trichomoniasis	0	0	3	0	0	0	1	0	4
Cumulative total this year	997	39	120	63	57	186	126	127	1715

* See note 4 on page 8



Table 4: HIV & Sexually Transmitted Infections by age group for week 9, 2021

	0-14 yrs	15-19 yrs	20-24 yrs	25-29 yrs	30-34 yrs	35-39 yrs	40-44 yrs	45-49 yrs	50-59 yrs	60+ yrs	Unkno wn	Weekly total
Chlamydia trachomatis infection	0	11	46	37	21	4	10	2	4	1	0	136
Gonorrhoea	0	2	5	7	8	3	2	1	3	0	0	31
Herpes simplex (genital)	1	1	3	5	4	2	1	0	1	1	0	19
HIV	0	0	0	2	1	2	1	2	0	0	0	8
Syphilis (early infectious)	0	1	0	5	4	5	1	2	2	0	0	20
Trichomoniasis	0	0	0	0	1	0	0	0	0	0	0	1
Weekly Total	1	15	54	56	39	16	15	7	10	2	0	215

Table 5: HIV & Sexually Transmitted Infections by age group: annual cumulative figures week 1 - week 9, 2021

	0-14 yrs	15-19 yrs	20-24 yrs	25-29 yrs	30-34 yrs	35-39 yrs	40-44 yrs	45-49 yrs	50-59 yrs	60+ yrs	Unkno wn	Annual total, 2021
Chlamydia trachomatis infection	5	102	455	243	141	54	36	13	13	3	1	1066
Gonorrhoea	0	15	57	70	58	36	24	12	10	3	0	285
Herpes simplex (genital)	2	17	47	36	26	21	12	7	9	8	0	185
HIV	0	1	5	14	11	10	4	4	4	3	0	56
Lymphogranuloma venereum	0	0	0	0	1	0	0	1	0	0	0	2
Syphilis (early infectious)	0	2	11	22	28	15	12	8	16	3	0	117
Trichomoniasis	0	0	1	2	1	0	0	0	0	0	0	4
Cumulative total this year	7	137	576	387	266	136	88	45	52	20	1	1715



Table 6: HIV & Sexually Transmitted Infections by gender for week 9, 2021

	Male	Female	Unknown	Not Specified	Weekly total
Chlamydia trachomatis infection	73	63	0	0	136
Gonorrhoea	30	1	0	0	31
Herpes simplex (genital)	8	10	1	0	19
HIV	5	3	0	0	8
Lymphogranuloma venereum	0	0	0	0	0
Syphilis (early infectious)	19	1	0	0	20
Trichomoniasis	0	1	0	0	1
Weekly Total	135	79	1	0	215

Table 7: HIV & Sexually Transmitted Infections by gender: annual cumulative figures week 1 - week 9, 2021

	Male	Female	Unknown	Not Specified	Annual total, 2021
Chlamydia trachomatis infection	552	509	5	0	1066
Gonorrhoea	237	48	0	0	285
Herpes simplex (genital)	52	130	3	0	185
HIV	48	8	0	0	56
Lymphogranuloma venereum	2	0	0	0	2
Syphilis (early infectious)	105	12	0	0	117
Trichomoniasis	0	4	0	0	4
Cumulative total this year	996	711	8	0	1715

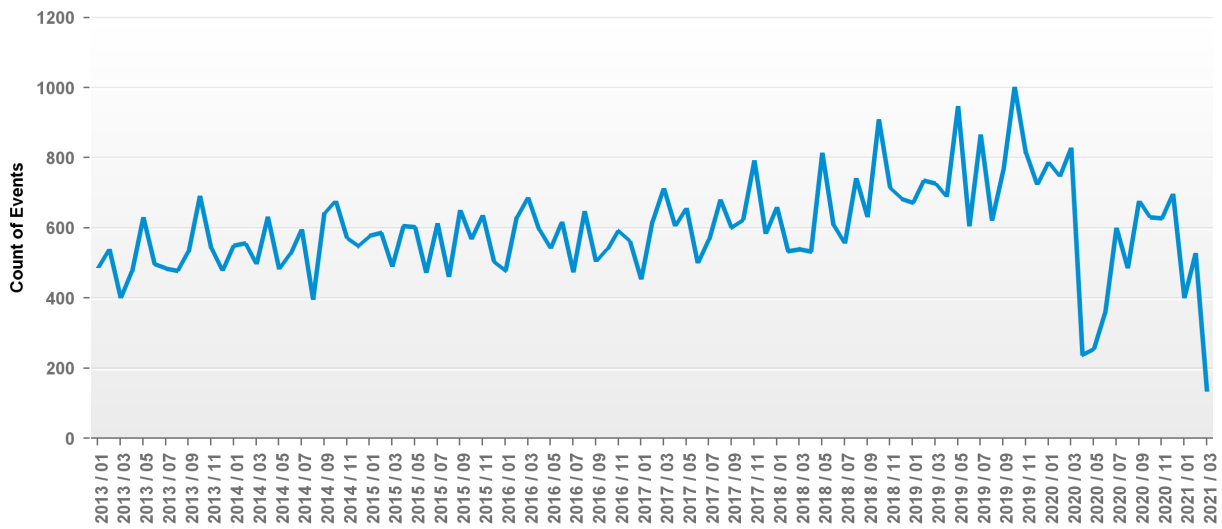
Table 8: HIV & Sexually Transmitted Infections by case classification for week 9, 2021

	Confirmed	Probable	Possible	Not Specified	Weekly total
Chlamydia trachomatis infection	136	0	0	0	136
Gonorrhoea	31	0	0	0	31
Herpes simplex (genital)	19	0	0	0	19
HIV	8	0	0	0	8
Lymphogranuloma venereum	0	0	0	0	0
Syphilis (early infectious)	20	0	0	0	20
Trichomoniasis	1	0	0	0	1
Weekly Total	215	0	0	0	215

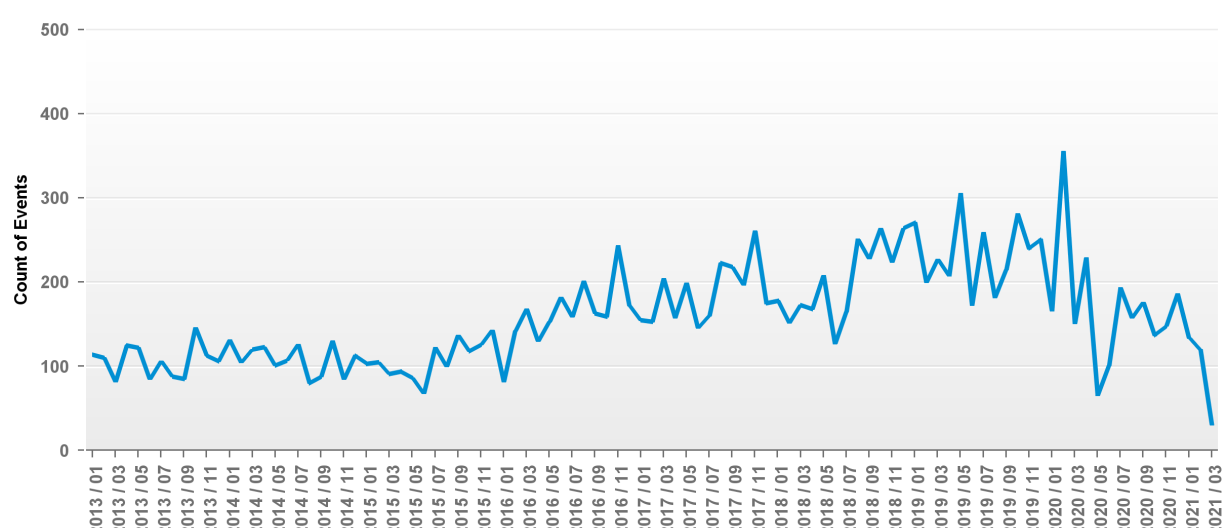
Table 9: HIV & Sexually Transmitted Infections by case classification: annual cumulative figures week 1 - week 9, 2021

	Confirmed	Probable	Possible	Not Specified	Annual total, 2021
Chlamydia trachomatis infection	1066	0	0	0	1066
Gonorrhoea	285	0	0	0	285
Herpes simplex (genital)	185	0	0	0	185
HIV	56	0	0	0	56
Lymphogranuloma venereum	1	1	0	0	2
Syphilis (early infectious)	117	0	0	0	117
Trichomoniasis	4	0	0	0	4
Cumulative total this year	1714	1	0	0	1715

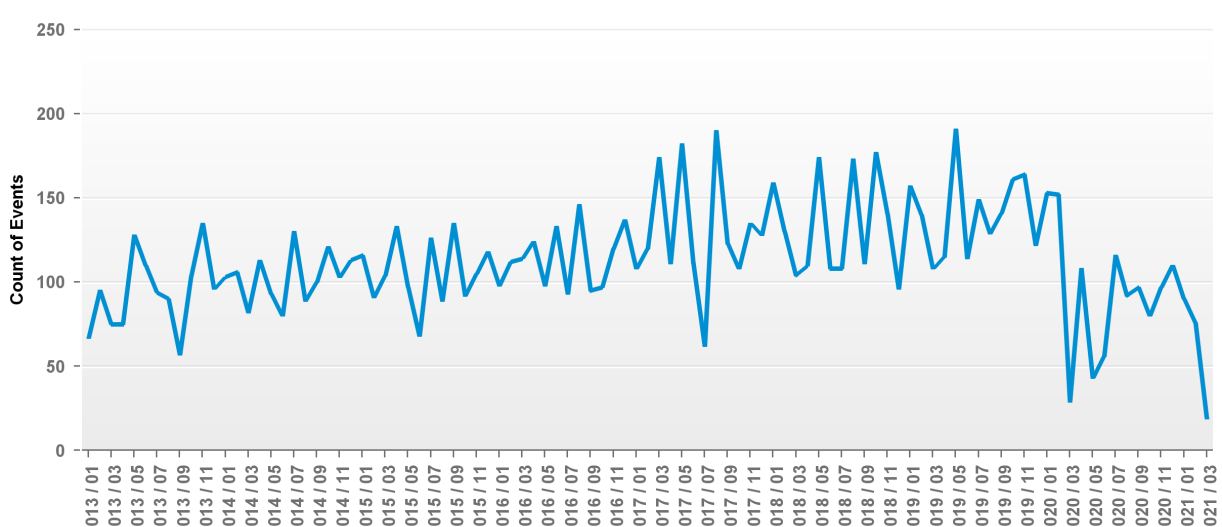
Graph 1: Chlamydia notifications by month, week 1, 2013 - week 9, 2021



Graph 2 : Gonorrhoea notifications by month, week 1, 2013 - week 9, 2021

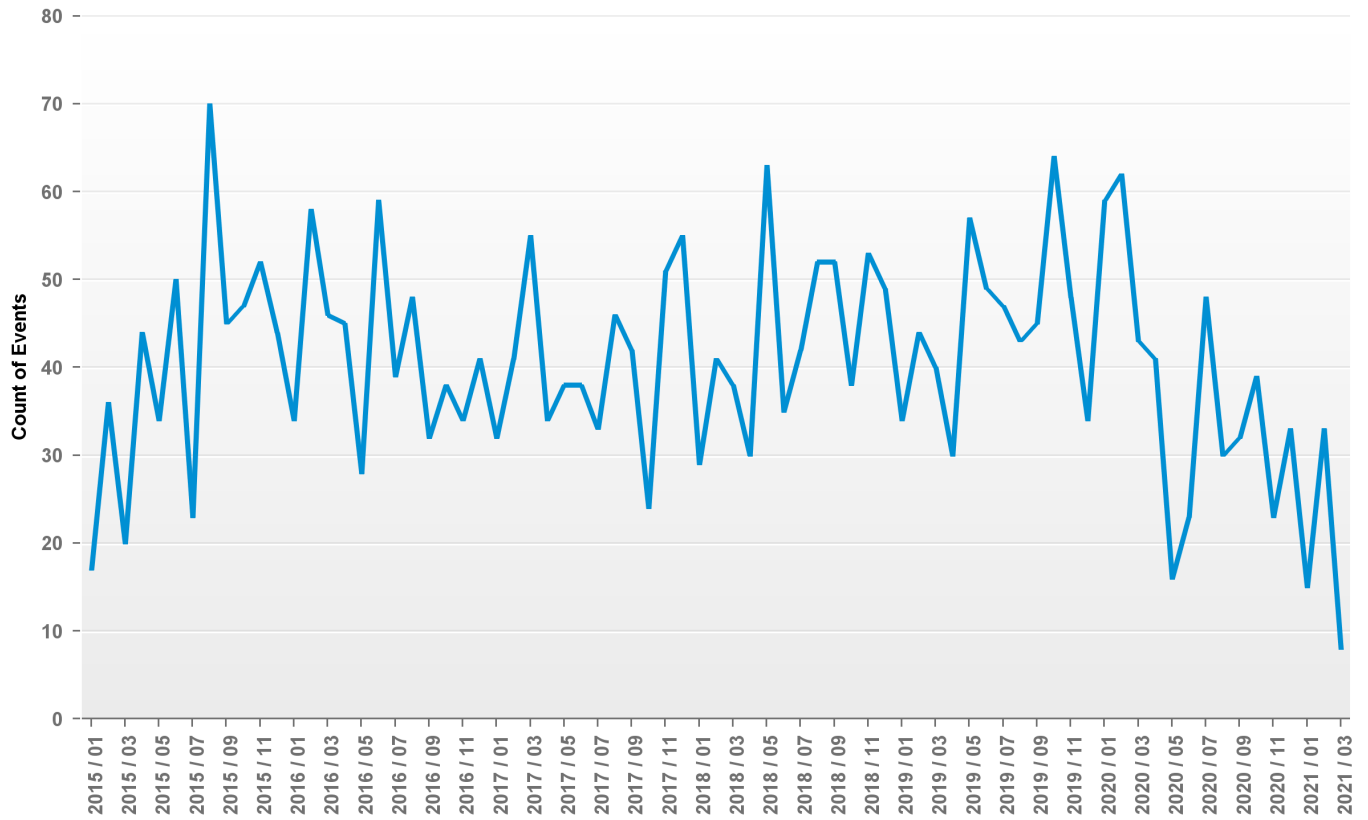


Graph 3: Herpes simplex (genital) notifications by month, week 1, 2013 - week 9, 2021

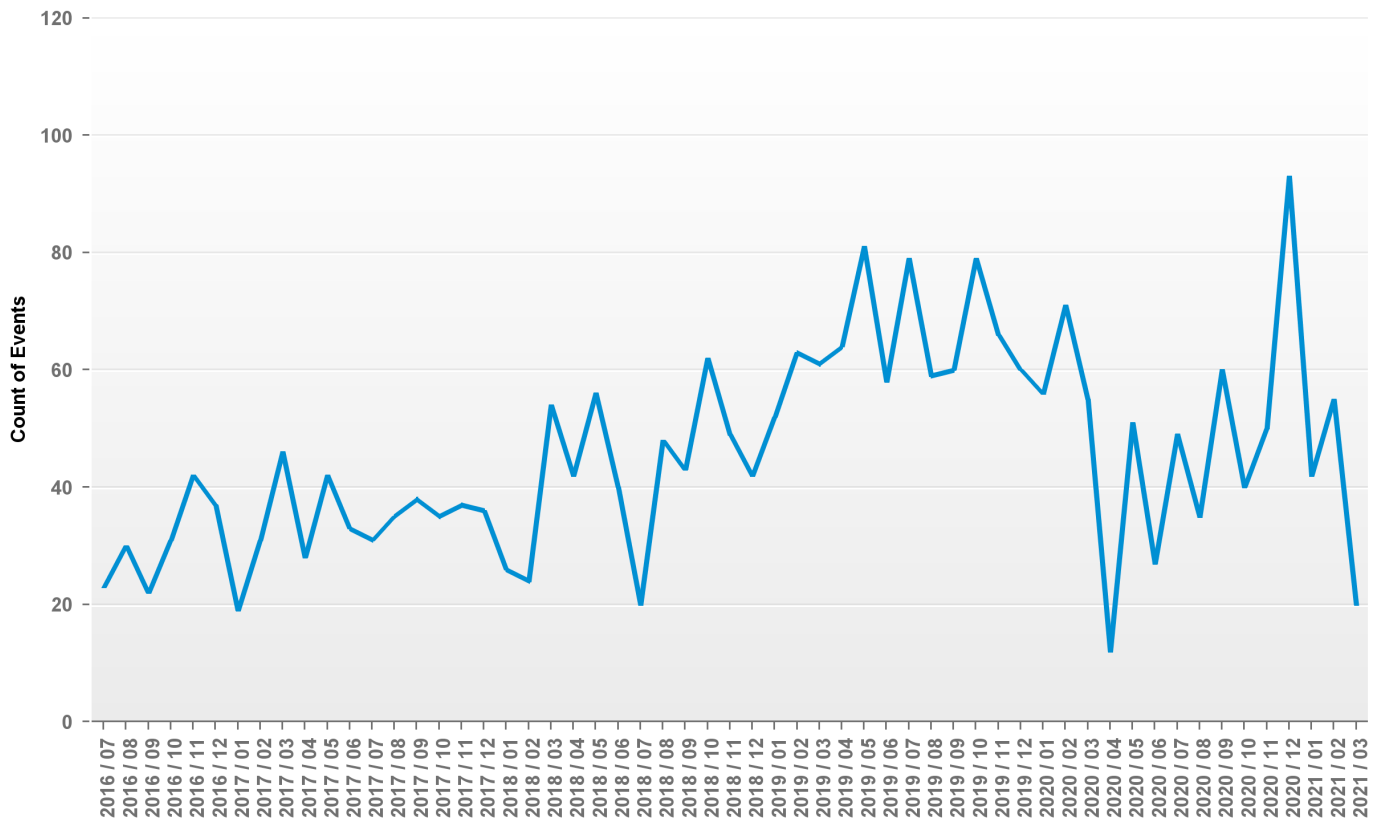




Graph 4: HIV notifications by month, week 1, 2015 - week 9, 2021



Graph 5: Syphilis notifications by month, week 27, 2016 - week 9, 2021





Guidance notes

1. This report contains data on notifiable STIs (excluding Ano-Genital Warts (AGW) and Non-Specific Urethritis (NSU)), and HIV reported weekly to Departments of Public Health from clinical or laboratory sources. Data included in this report are based on the date the information is entered into/authorised on CIDR by Public Health.

2. Data for this report are provisional and were extracted from CIDR on 10 March 2021, and were correct at the time that data were extracted. Information from previous years is updated on an ongoing basis in CIDR, therefore data in this report may be updated in future reports.

3. Aggregate data on AGW and NSU are reported to HPSC on a quarterly basis from Departments of Public Health and are reported in the annual STI reports.

4. The counties covered by each HSE area are as follows:
HSE East (E): Dublin, Kildare & Wicklow;
HSE Midlands (M): Laois, Longford, Offaly & Westmeath;
HSE Midwest (MW): Clare, Limerick & N. Tipperary;
HSE Northeast (NE): Cavan, Louth, Meath & Monaghan;
HSE Northwest (NW): Donegal, Leitrim & Sligo;
HSE South (S): Kerry & Cork;
HSE Southeast (SE): Carlow, Kilkenny, S. Tipperary, Waterford & Wexford;
HSE West (W): Galway, Mayo & Roscommon.

5. The Irish case definition for syphilis changed on 1st January, 2014 and from this date, syphilis notifications include early (infectious) syphilis only. Direct comparison of 2014 syphilis notification data with notification data for previous years (which includes non-infectious cases) is not valid. In July, 2016, the laboratory criteria were updated and since January, 2019, symptomatic cases which do not meet the laboratory criteria are notifiable as probable cases.

6. Case definitions for HIV and STIs are available on the HPSC website at <https://www.hpsc.ie/notifiablediseases/casedefinitions/>