

# HPSC - Weekly HIV, Mpox & STI Report



Statutory Notifications of HIV, Mpox and STIs reported in Ireland via the Computerised Infectious Disease Reporting (CIDR) system for:

**Week 21, 2023**

(Notification Period: 21/05/2023 - 27/05/2023)

Data are Provisional

**Report produced by the Health Protection Surveillance Centre on 31/05/2023**

More detailed annual reports on HIV, Mpox and STIs in Ireland are available on the HPSC website at <https://www.hpsc.ie>



**Table 1: Summary of HIV, Mpox and Sexually Transmitted Infections reported for week 21, 2023**

Disease	Week Ending	2023	2022	Increase/Decrease	
	27/05/2023	Week 1 - 21	Week 1 - 21	n	%
Chancroid	0	0	0	0	0
Chlamydia trachomatis infection	309	5719	3504	2,215	63.21
Gonorrhoea	154	2895	1055	1,840	174.41
Granuloma inguinale	0	0	0	0	0
Herpes simplex (genital)	40	658	620	38	6.13
HIV	13	377	249	128	51.41
Lymphogranuloma venereum	1	7	12	-5	-41.67
Mpox	0	3	0	NA	NA
Syphilis (early infectious)	17	348	347	1	0.29
Trichomoniasis	0	22	19	3	15.79
<b>Total</b>	<b>534</b>	<b>10,029</b>	<b>5,806</b>	<b>4,223</b>	<b>72.74</b>

The number of chlamydia and gonorrhoea notifications in 2023 include notifications of cases confirmed through the online STI testing service SH24 in 2022.

HIV notifications in this report represent the first time each (an) individual has a positive HIV test in Ireland. This will include people who have their first positive HIV test ever, and those who are living with HIV, having previously had a positive HIV test outside of Ireland. It is not possible to separate these groups in weekly data. The HPSC annual HIV report provides further information where these data are separated further <https://www.hpsc.ie/a-z/hivandaids/hivdataandreports/>

Mpox was made a notifiable disease in Ireland 27th May 2022. Please note that because of this the columns under 'Increase/Decrease' will not be reported on for Mpox until data for 12 months previous is available.



Table 2: HIV, Mpox & Sexually Transmitted Infections by HSE area\* for week 21, 2023

	E	M	MW	NE	NW	S	SE	W	Weekly total
Chlamydia trachomatis infection	146	14	23	30	9	35	26	26	309
Gonorrhoea	94	2	10	7	2	17	12	10	154
Herpes simplex (genital)	25	0	1	4	0	1	8	1	40
HIV	6	1	3	0	0	2	1	0	13
Lymphogranuloma venereum	0	0	0	0	0	0	1	0	1
Syphilis (early infectious)	11	1	2	2	1	0	0	0	17
<b>Total</b>	<b>282</b>	<b>18</b>	<b>39</b>	<b>43</b>	<b>12</b>	<b>55</b>	<b>48</b>	<b>37</b>	<b>534</b>

Table 3: HIV, Mpox & Sexually Transmitted Infections by HSE area\*: annual cumulative figures week 1 - week 21, 2023

	E	M	MW	NE	NW	S	SE	W	Annual total, 2023
Chlamydia trachomatis infection	2897	295	402	273	230	699	559	364	5719
Gonorrhoea	1856	92	162	112	70	247	169	187	2895
Herpes simplex (genital)	372	23	25	38	18	51	81	50	658
HIV	215	12	27	20	15	37	21	30	377
Lymphogranuloma venereum	6	0	0	0	0	0	1	0	7
Mpox	2	0	0	0	0	1	0	0	3
Syphilis (early infectious)	242	12	14	24	6	33	10	7	348
Trichomoniasis	9	0	7	0	0	0	5	1	22
<b>Cumulative total this year</b>	<b>5599</b>	<b>434</b>	<b>637</b>	<b>467</b>	<b>339</b>	<b>1068</b>	<b>846</b>	<b>639</b>	<b>10029</b>



Table 4: HIV, Mpox & Sexually Transmitted Infections by age group for week 21, 2023

	0-14 yrs	15-19 yrs	20-24 yrs	25-29 yrs	30-34 yrs	35-39 yrs	40-44 yrs	45-49 yrs	50-59 yrs	60+ yrs	Unkno wn	Weekly total
Chlamydia trachomatis infection	0	31	131	67	30	19	11	6	10	4	0	309
Gonorrhoea	0	11	52	24	29	14	14	4	2	4	0	154
Herpes simplex (genital)	0	5	11	6	7	2	3	1	4	1	0	40
HIV	0	0	0	2	3	3	2	0	3	0	0	13
Lymphogranuloma venereum	0	0	0	1	0	0	0	0	0	0	0	1
Syphilis (early infectious)	0	0	1	3	6	5	2	0	0	0	0	17
<b>Weekly Total</b>	<b>0</b>	<b>47</b>	<b>195</b>	<b>103</b>	<b>75</b>	<b>43</b>	<b>32</b>	<b>11</b>	<b>19</b>	<b>9</b>	<b>0</b>	<b>534</b>

Table 5: HIV, Mpox & Sexually Transmitted Infections by age group: annual cumulative figures week 1 - week 21, 2023

	0-14 yrs	15-19 yrs	20-24 yrs	25-29 yrs	30-34 yrs	35-39 yrs	40-44 yrs	45-49 yrs	50-59 yrs	60+ yrs	Unkno wn	Annual total, 2023
Chlamydia trachomatis infection	2	615	2437	1248	617	323	238	102	92	45	0	5719
Gonorrhoea	0	271	871	517	519	322	174	98	84	39	0	2895
Herpes simplex (genital)	1	62	190	133	87	67	32	23	41	21	1	658
HIV	0	0	18	47	79	80	62	32	52	7	0	377
Lymphogranuloma venereum	0	0	1	2	2	0	1	0	1	0	0	7
Mpox	0	0	0	1	1	0	0	1	0	0	0	3
Syphilis (early infectious)	0	2	26	51	82	71	42	27	37	10	0	348
Trichomoniasis	0	3	6	1	8	1	3	0	0	0	0	22
<b>Cumulative total this year</b>	<b>3</b>	<b>953</b>	<b>3549</b>	<b>2000</b>	<b>1395</b>	<b>864</b>	<b>552</b>	<b>283</b>	<b>307</b>	<b>122</b>	<b>1</b>	<b>10029</b>



Table 6: HIV, Mpox & Sexually Transmitted Infections by gender for week 21, 2023

	Female	Male	Not Specified	Unknown	Weekly total
Chlamydia trachomatis infection	145	162	0	2	309
Gonorrhoea	36	117	0	1	154
Herpes simplex (genital)	25	15	0	0	40
HIV	5	8	0	0	13
Lymphogranuloma venereum	0	1	0	0	1
Mpox	0	0	0	0	0
Syphilis (early infectious)	5	12	0	0	17
Trichomoniasis	0	0	0	0	0
<b>Weekly Total</b>	<b>216</b>	<b>315</b>	<b>0</b>	<b>3</b>	<b>534</b>

Table 7: HIV, Mpox & Sexually Transmitted Infections by gender: annual cumulative figures week 1 - week 21, 2023

	Female	Male	Not Specified	Unknown	Annual total, 2023
Chlamydia trachomatis infection	2874	2835	2	8	5719
Gonorrhoea	645	2247	0	3	2895
Herpes simplex (genital)	458	198	0	2	658
HIV	136	239	0	2	377
Lymphogranuloma venereum	0	7	0	0	7
Mpox	0	3	0	0	3
Syphilis (early infectious)	25	321	0	2	348
Trichomoniasis	21	0	0	1	22
<b>Cumulative total this year</b>	<b>4159</b>	<b>5850</b>	<b>2</b>	<b>18</b>	<b>10029</b>

Male includes cis and trans males; Female includes cis and trans females



**Table 8: HIV, Mpox & Sexually Transmitted Infections by case classification for week 21, 2023**

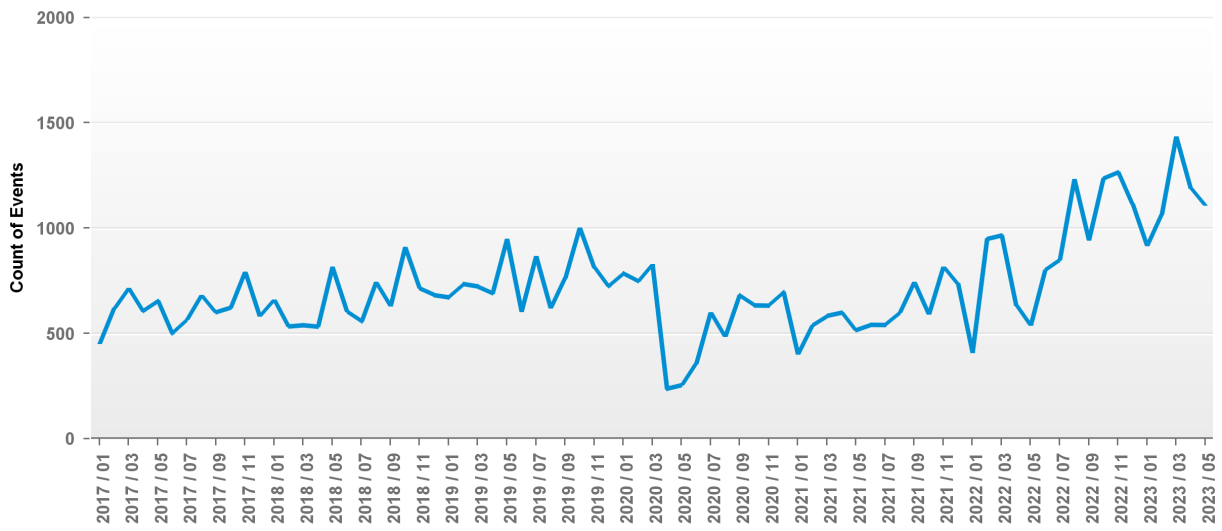
	Confirmed	Not Specified	Possible	Probable	Weekly total
Chlamydia trachomatis infection	309	0	0	0	<b>309</b>
Gonorrhoea	154	0	0	0	<b>154</b>
Herpes simplex (genital)	40	0	0	0	<b>40</b>
HIV	13	0	0	0	<b>13</b>
Lymphogranuloma venereum	1	0	0	0	<b>1</b>
Mpox	0	0	0	0	<b>0</b>
Syphilis (early infectious)	17	0	0	0	<b>17</b>
Trichomoniasis	0	0	0	0	<b>0</b>
<b>Weekly Total</b>	<b>534</b>	<b>0</b>	<b>0</b>	<b>0</b>	<b>534</b>

**Table 9: HIV, Mpox & Sexually Transmitted Infections by case classification: annual cumulative figures week 1 - week 21, 2023**

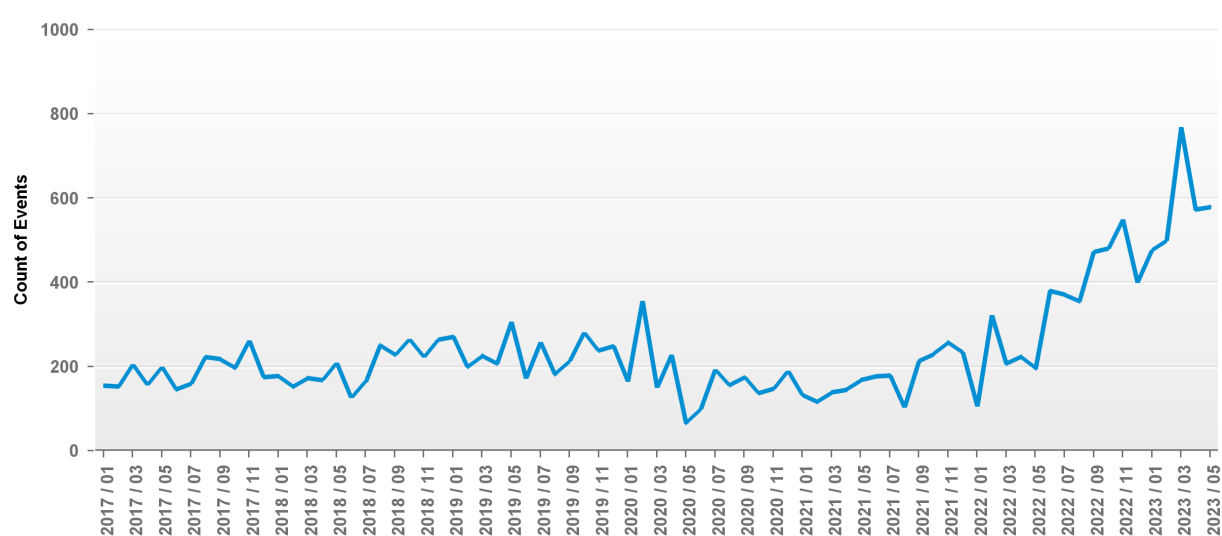
	Confirmed	Not Specified	Possible	Probable	Annual total, 2023
Chlamydia trachomatis infection	5718	0	0	1	<b>5719</b>
Gonorrhoea	2895	0	0	0	<b>2895</b>
Herpes simplex (genital)	654	0	0	4	<b>658</b>
HIV	377	0	0	0	<b>377</b>
Lymphogranuloma venereum	7	0	0	0	<b>7</b>
Mpox	2	0	0	1	<b>3</b>
Syphilis (early infectious)	345	0	0	3	<b>348</b>
Trichomoniasis	22	0	0	0	<b>22</b>
<b>Cumulative total this year</b>	<b>10020</b>	<b>0</b>	<b>0</b>	<b>9</b>	<b>10029</b>



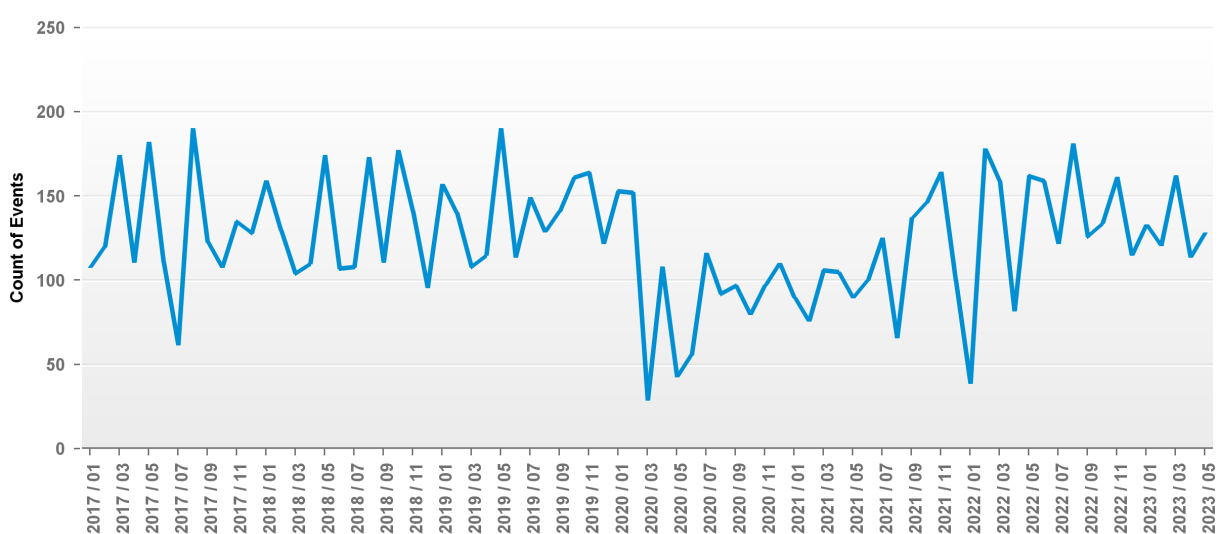
Graph 1: Chlamydia notifications by month, week 1, 2017 - week 21, 2023



Graph 2 : Gonorrhoea notifications by month, week 1, 2017 - week 21, 2023

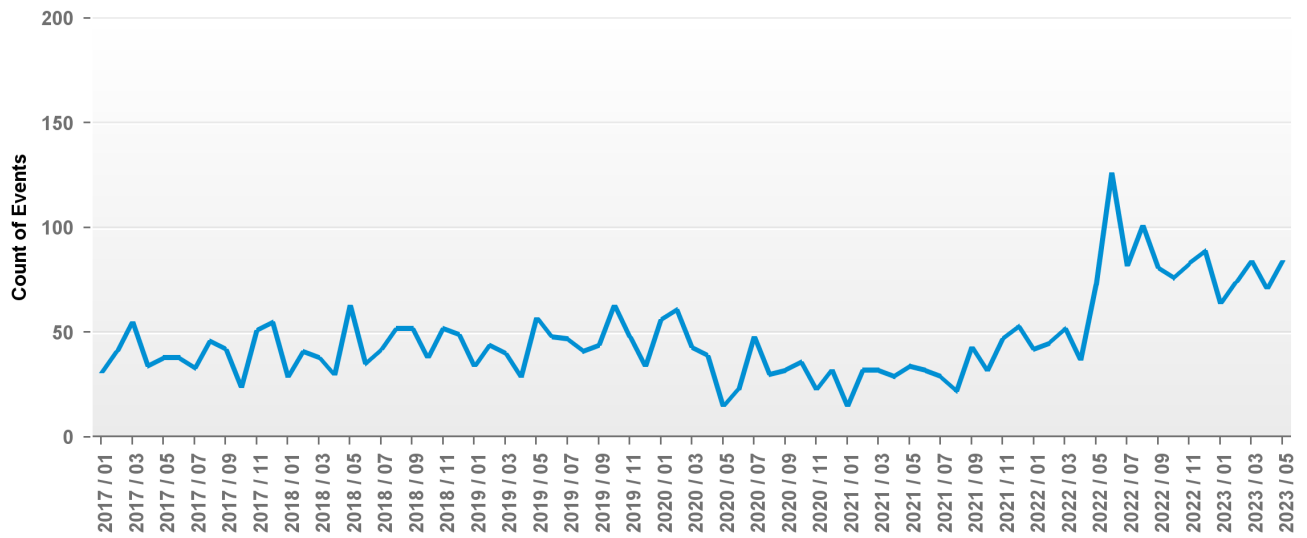


Graph 3: Herpes simplex (genital) notifications by month, week 1, 2017 - week 21, 2023

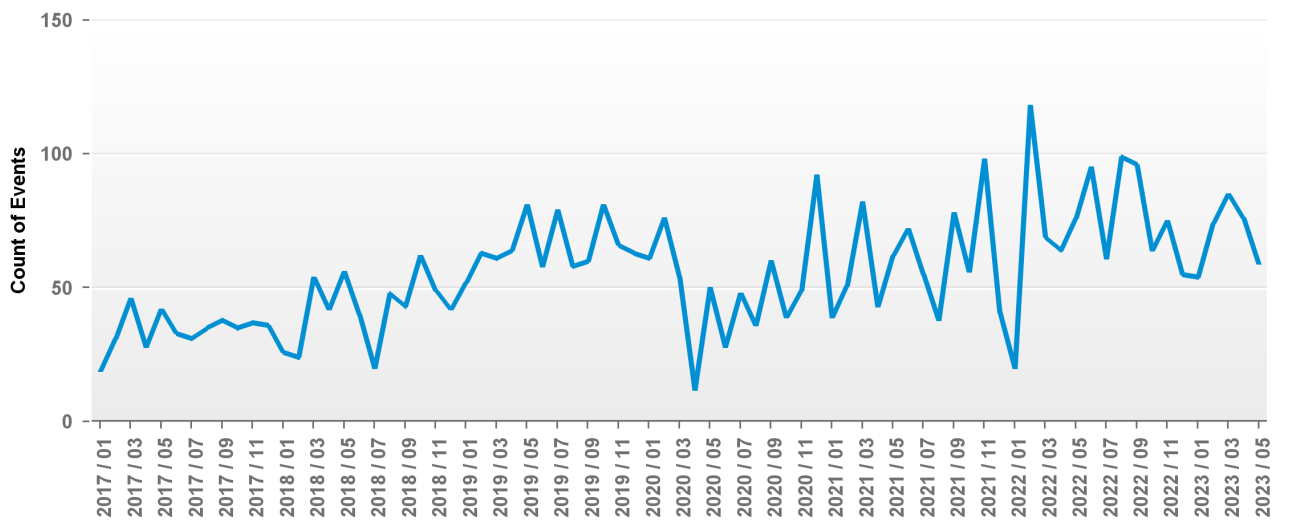




Graph 4: HIV notifications by month, week 1, 2017 - week 21, 2023



Graph 5: Syphilis notifications by month, week 1, 2017 - week 21, 2023







## **Guidance notes**

1. Case definitions for HIV, Mpox and STIs are available on the HPSC website at <https://www.hpsc.ie/notifiablediseases/casedefinitions/>

2. This report contains data on notifiable STIs (excluding Ano-Genital Warts (AGW) and Non-Specific Urethritis (NSU)), Mpox and HIV reported weekly to Departments of Public Health from clinical or laboratory sources. Data included in this report are based on the date the information is entered into/authorised on CIDR by Public Health.

3. Data for this report are provisional and were extracted from CIDR on 31 May 2023, and were correct at the time that data were extracted. Information from previous years is updated on an ongoing basis in CIDR, therefore data in this report may be updated in future reports.

4. The counties covered by each HSE area are as follows:

HSE East (E): Dublin, Kildare & Wicklow;

HSE Midlands (M): Laois, Longford, Offaly & Westmeath;

HSE Midwest (MW): Clare, Limerick & N. Tipperary;

HSE Northeast (NE): Cavan, Louth, Meath & Monaghan;

HSE Northwest (NW): Donegal, Leitrim & Sligo;

HSE South (S): Kerry & Cork;

HSE Southeast (SE): Carlow, Kilkenny, S. Tipperary, Waterford & Wexford;

HSE West (W): Galway, Mayo & Roscommon.