

HPSC - Weekly HIV & STI Report



Statutory Notifications of HIV and STIs reported in Ireland via the Computerised Infectious Disease Reporting (CIDR) system for:

Week 47, 2021

(Notification Period: 21/11/2021 - 27/11/2021)

Data are Provisional

Report produced by the Health Protection Surveillance Centre on 01/12/2021

More detailed annual reports on HIV and STIs in Ireland are available on the HPSC website at <https://www.hpsc.ie>



Table 1: Summary of HIV and Sexually Transmitted Infections reported for week 47, 2021

Disease	Week Ending	2021	2020	Increase/Decrease	
	27/11/2021	Week 1 - 47	Week 1 - 47	n	%
Chancroid	0	0	0	0	0.00
Chlamydia trachomatis infection	213	6468	6084	384	6.31
Gonorrhoea	48	1906	1859	47	2.53
Granuloma inguinale	0	0	0	0	0.00
Herpes simplex (genital)	40	1209	1000	209	20.90
HIV	12	355	406	-51	-12.56
Lymphogranuloma venereum	0	13	11	2	18.18
Syphilis (early infectious)	33	756	514	242	47.08
Trichomoniasis	0	26	34	-8	-23.53
Total	346	10,733	9,908	825	8.33



Table 2: HIV & Sexually Transmitted Infections by HSE area* for week 47, 2021

	E	M	MW	NE	NW	S	SE	W	Weekly total
Chlamydia trachomatis infection	108	2	17	8	6	35	14	23	213
Gonorrhoea	34	0	3	2	0	4	1	4	48
Herpes simplex (genital)	28	1	2	1	0	0	3	5	40
HIV	8	0	0	1	0	2	0	1	12
Syphilis (early infectious)	28	0	0	1	0	3	0	1	33
Total	206	3	22	13	6	44	18	34	346

Table 3: HIV & Sexually Transmitted Infections by HSE area*: annual cumulative figures week 1 - week 47, 2021

	E	M	MW	NE	NW	S	SE	W	Annual total, 2021
Chlamydia trachomatis infection	3330	204	489	327	237	816	504	561	6468
Gonorrhoea	1427	25	59	60	23	155	76	81	1906
Herpes simplex (genital)	734	32	47	54	21	119	96	106	1209
HIV	253	7	13	23	6	20	15	18	355
Lymphogranuloma venereum	10	0	0	2	0	1	0	0	13
Syphilis (early infectious)	600	11	22	19	14	52	15	23	756
Trichomoniasis	8	0	12	1	0	1	3	1	26
Cumulative total this year	6362	279	642	486	301	1164	709	790	10733

* See note 4 on page 8



Table 4: HIV & Sexually Transmitted Infections by age group for week 47, 2021

	0-14 yrs	15-19 yrs	20-24 yrs	25-29 yrs	30-34 yrs	35-39 yrs	40-44 yrs	45-49 yrs	50-59 yrs	60+ yrs	Unkno wn	Weekly total
Chlamydia trachomatis infection	1	27	84	38	33	14	6	4	4	2	0	213
Gonorrhoea	0	2	9	10	14	9	1	2	1	0	0	48
Herpes simplex (genital)	0	5	12	10	4	2	3	2	2	0	0	40
HIV	0	0	1	4	2	2	0	0	2	1	0	12
Syphilis (early infectious)	0	0	2	8	9	5	2	5	2	0	0	33
Weekly Total	1	34	108	70	62	32	12	13	11	3	0	346

Table 5: HIV & Sexually Transmitted Infections by age group: annual cumulative figures week 1 - week 47, 2021

	0-14 yrs	15-19 yrs	20-24 yrs	25-29 yrs	30-34 yrs	35-39 yrs	40-44 yrs	45-49 yrs	50-59 yrs	60+ yrs	Unkno wn	Annual total, 2021
Chlamydia trachomatis infection	20	636	2502	1432	857	458	245	148	134	34	2	6468
Gonorrhoea	1	66	298	442	457	273	149	99	89	32	0	1906
Herpes simplex (genital)	3	120	315	250	175	104	65	61	70	45	1	1209
HIV	0	4	15	63	79	63	27	44	47	13	0	355
Lymphogranuloma venereum	0	0	0	2	7	0	1	3	0	0	0	13
Syphilis (early infectious)	1	10	71	139	191	121	85	48	73	17	0	756
Trichomoniasis	0	1	8	5	3	1	4	2	2	0	0	26
Cumulative total this year	25	837	3209	2333	1769	1020	576	405	415	141	3	10733



Table 6: HIV & Sexually Transmitted Infections by gender for week 47, 2021

	Male	Female	Unknown	Not Specified	Weekly total
Chlamydia trachomatis infection	115	97	1	0	213
Gonorrhoea	41	7	0	0	48
Herpes simplex (genital)	10	30	0	0	40
HIV	7	5	0	0	12
Lymphogranuloma venereum	0	0	0	0	0
Syphilis (early infectious)	31	1	1	0	33
Trichomoniasis	0	0	0	0	0
Weekly Total	204	140	2	0	346

Table 7: HIV & Sexually Transmitted Infections by gender: annual cumulative figures week 1 - week 47, 2021

	Male	Female	Unknown	Not Specified	Annual total, 2021
Chlamydia trachomatis infection	3379	3029	35	25	6468
Gonorrhoea	1704	193	6	3	1906
Herpes simplex (genital)	375	824	9	1	1209
HIV	275	74	5	1	355
Lymphogranuloma venereum	13	0	0	0	13
Syphilis (early infectious)	699	55	2	0	756
Trichomoniasis	0	25	0	1	26
Cumulative total this year	6445	4200	57	31	10733

Table 8: HIV & Sexually Transmitted Infections by case classification for week 47, 2021

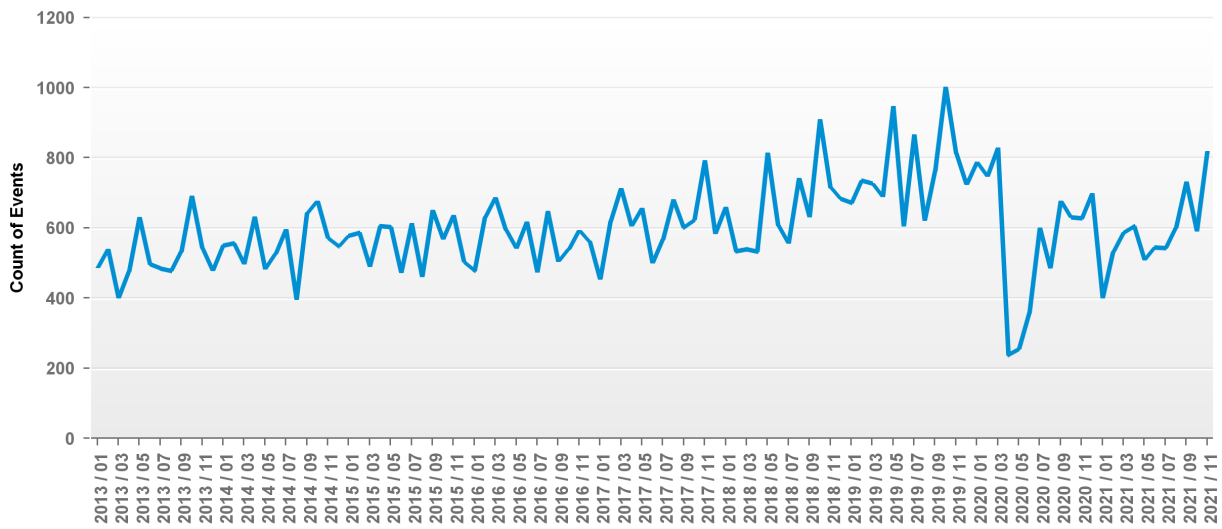
	Confirmed	Probable	Possible	Not Specified	Weekly total
Chlamydia trachomatis infection	213	0	0	0	213
Gonorrhoea	48	0	0	0	48
Herpes simplex (genital)	40	0	0	0	40
HIV	12	0	0	0	12
Lymphogranuloma venereum	0	0	0	0	0
Syphilis (early infectious)	29	4	0	0	33
Trichomoniasis	0	0	0	0	0
Weekly Total	342	4	0	0	346

Table 9: HIV & Sexually Transmitted Infections by case classification: annual cumulative figures week 1 - week 47, 2021

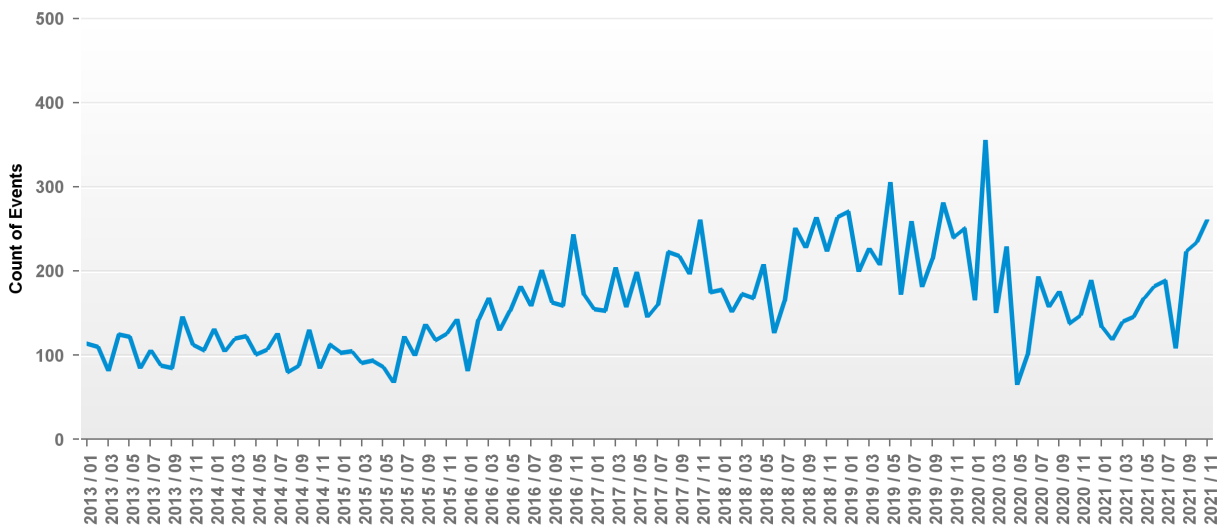
	Confirmed	Probable	Possible	Not Specified	Annual total, 2021
Chlamydia trachomatis infection	6468	0	0	0	6468
Gonorrhoea	1906	0	0	0	1906
Herpes simplex (genital)	1207	2	0	0	1209
HIV	355	0	0	0	355
Lymphogranuloma venereum	12	1	0	0	13
Syphilis (early infectious)	743	12	1	0	756
Trichomoniasis	26	0	0	0	26
Cumulative total this year	10717	15	1	0	10733



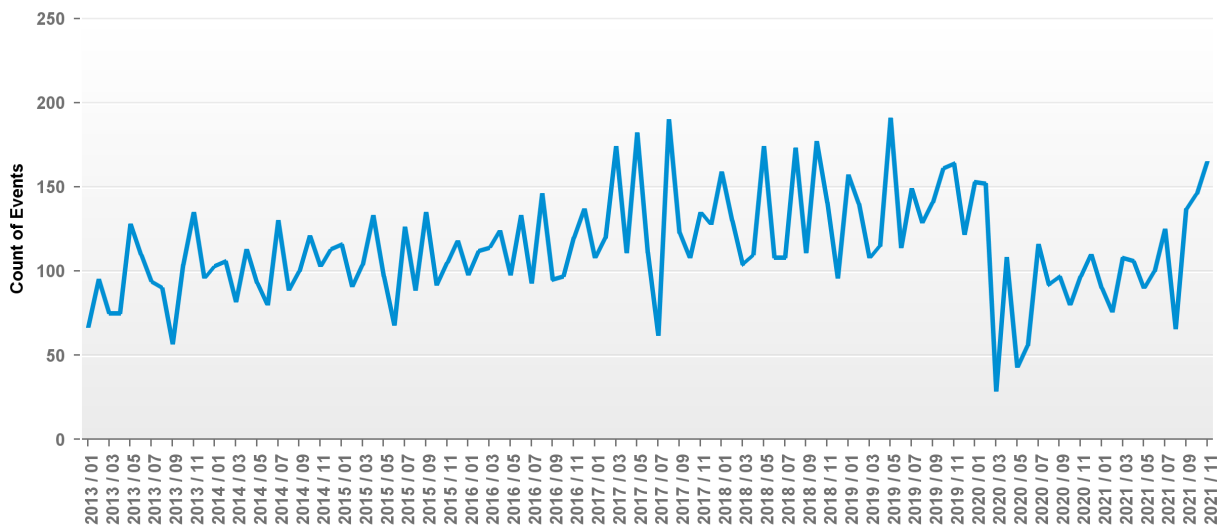
Graph 1: Chlamydia notifications by month, week 1, 2013 - week 47, 2021



Graph 2 : Gonorrhoea notifications by month, week 1, 2013 - week 47, 2021

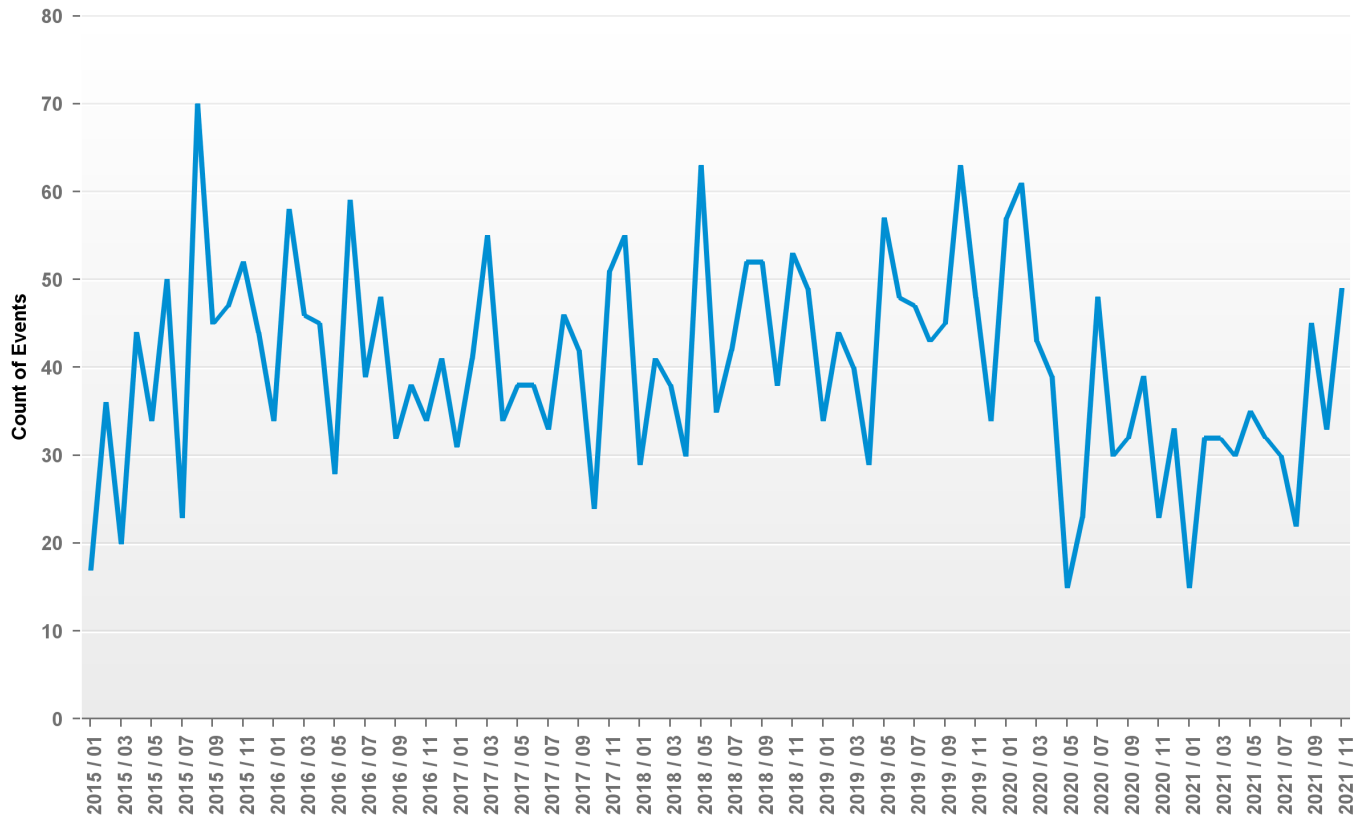


Graph 3: Herpes simplex (genital) notifications by month, week 1, 2013 - week 47, 2021

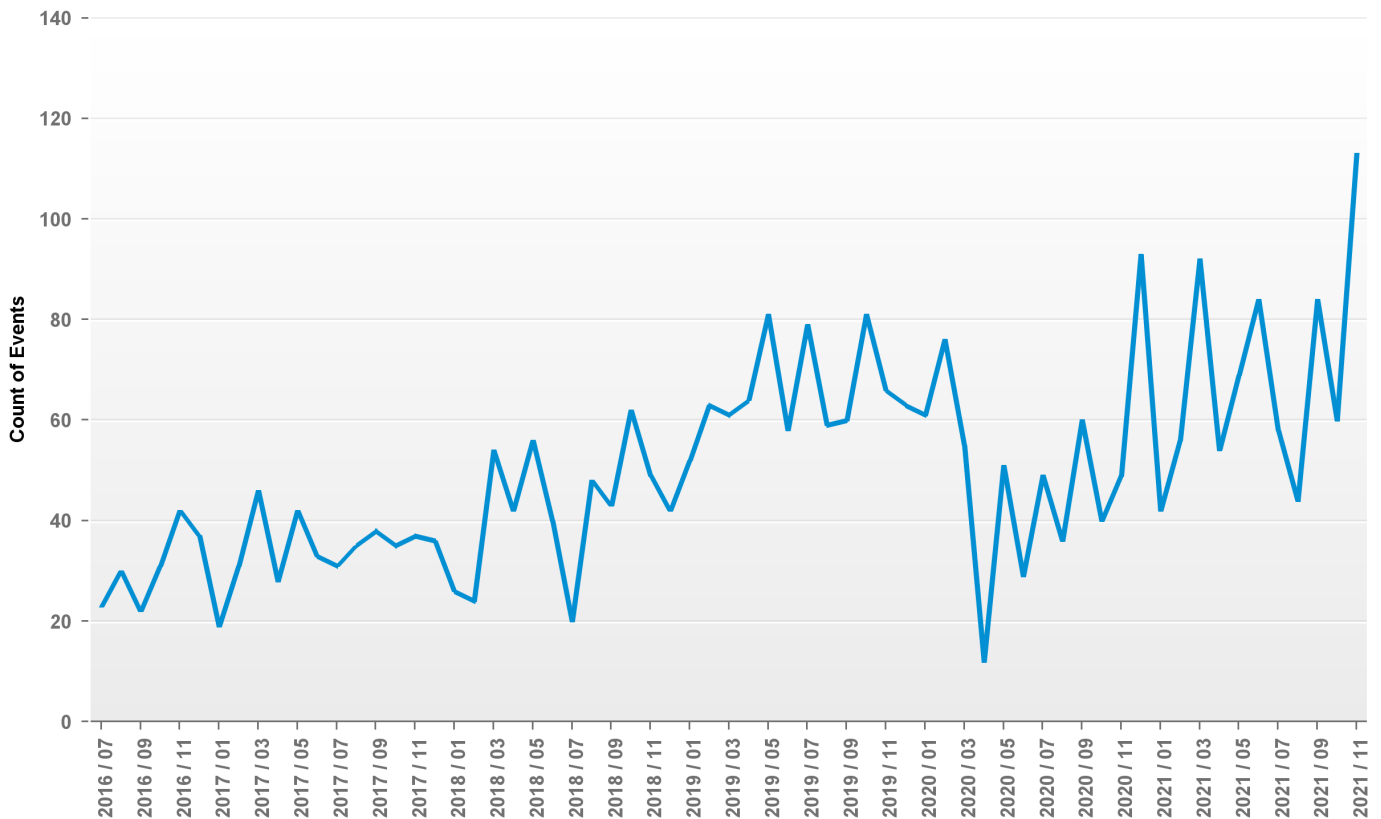




Graph 4: HIV notifications by month, week 1, 2015 - week 47, 2021



Graph 5: Syphilis notifications by month, week 27, 2016 - week 47, 2021





Guidance notes

1. This report contains data on notifiable STIs (excluding Ano-Genital Warts (AGW) and Non-Specific Urethritis (NSU)), and HIV reported weekly to Departments of Public Health from clinical or laboratory sources. Data included in this report are based on the date the information is entered into/authorised on CIDR by Public Health.

2. Data for this report are provisional and were extracted from CIDR on 01 December 2021, and were correct at the time that data were extracted. Information from previous years is updated on an ongoing basis in CIDR, therefore data in this report may be updated in future reports.

3. Aggregate data on AGW and NSU are reported to HPSC on a quarterly basis from Departments of Public Health and are reported in the annual STI reports.

4. The counties covered by each HSE area are as follows:
HSE East (E): Dublin, Kildare & Wicklow;
HSE Midlands (M): Laois, Longford, Offaly & Westmeath;
HSE Midwest (MW): Clare, Limerick & N. Tipperary;
HSE Northeast (NE): Cavan, Louth, Meath & Monaghan;
HSE Northwest (NW): Donegal, Leitrim & Sligo;
HSE South (S): Kerry & Cork;
HSE Southeast (SE): Carlow, Kilkenny, S. Tipperary, Waterford & Wexford;
HSE West (W): Galway, Mayo & Roscommon.

5. The Irish case definition for syphilis changed on 1st January, 2014 and from this date, syphilis notifications include early (infectious) syphilis only. Direct comparison of 2014 syphilis notification data with notification data for previous years (which includes non-infectious cases) is not valid. In July, 2016, the laboratory criteria were updated and since January, 2019, symptomatic cases which do not meet the laboratory criteria are notifiable as probable cases.

6. Case definitions for HIV and STIs are available on the HPSC website at <https://www.hpsc.ie/notifiablediseases/casedefinitions/>