

Epidemiology of COVID-19 Outbreaks/Clusters in Ireland

Weekly Report

Prepared by HPSC on 26th April 2021

Week 16 2021 (week ending 24th April 2021)

Note: Data are provisional

This report includes data extracted from CIDR on 26th April 2021 at 08:30am and includes COVID-19 outbreaks notified on CIDR up to midnight 24/04/2021.

Total Number of COVID-19 outbreaks notified since week 10 2020:	15,515
Number of COVID-19 outbreaks notified from week 48:	6,487
Number of COVID-19 outbreaks notified since week 48 OPEN:	3,055
Number of COVID-19 outbreaks notified since week 48 CLOSED:	3,432
Number of COVID-19 outbreaks notified in week 16 2021:	312

Waves (weeks)	Dates
Wave 1 (weeks 10-31 2020)	01/03/2020 – 01/08/2020
Wave 2 (week 32-47 2020)	02/08/2020 – 21/11/2020
Wave 3 (week 48 2020 onwards)	22/11/2020 onwards

The COVID-19 outbreak definition is available in appendix 3 of this report and on the HPSC website at: <https://www.hpsc.ie/a-z/respiratory/coronavirus/novelcoronavirus/casedefinitions/covid-19outbreakcasedefinitionforireland/>

Please note COVID-19 outbreaks and cases are continuously validated/updated on Ireland's national Computerised Infectious Disease Reporting System (CIDR).

Sincere thanks are extended to all those who are participating in the collection of data and reporting of data used in these reports. This includes the HSE COVID-19 Contact Management Programme (CMP), staff in ICU units, notifying clinicians, laboratory staff, public health doctors, nurses, surveillance scientists, microbiologists and administrative staff.

Summary (week 48 2020 to week 16 2021)

6,487 outbreaks have been reported from week 48 2020 onwards (week beginning 22/11/2020; third wave of COVID-19 infection in Ireland) and key outbreak locations are as follows:

- 3,546 (55%) were in private houses*
- 240 (3.7%) were reported in hospitals
- 237 (3.7%) were reported in nursing homes
- 22 (0.3%) were reported in community hospital/long-stay units
- 330 (5.1%) were reported in residential institutions
- 2,112 (33%) were reported in a range of other settings, including workplaces (n=394; 6.1%), other healthcare services (n=136; 2.1%); travel/transport related settings (n=96; 1.5%), retail outlet (n=115; 1.8%) and restaurant/cafés (n=49; 0.8%). See Table 1 for further details.

3,432 outbreaks have been closed and 3,055 outbreaks are open (See Appendix 1, Table A for breakdown of outbreaks by location and outbreak status. Note that it is common practice not to close private house outbreaks on CIDR due to the large volume of outbreaks in this category.)

15,515 COVID-19 outbreaks have been reported in Ireland since week 10, 2020 (Figure 1).

Summary (week 16, 2021)

In **week 16** 2021, there were **312** COVID-19 outbreaks notified:

- The overall number of outbreaks notified in week 16 increased by 62 compared to week 15 2021
- There were three acute hospital outbreaks notified
- There was one community hospital/long-stay unit outbreak notified
- There were five residential institution outbreaks notified (one was a late notification from February 2021)
- There were two outbreaks associated with other healthcare services notified
- There were 31 outbreaks associated with school children +/- school staff notified
- There were 22 outbreaks associated with childcare facilities notified
- There was one outbreak associated with university/college setting notified
- There were nine workplace outbreaks notified and locations are summarised in the workplaces section of this report
- The remaining 238 outbreaks included private houses* (n=175), extended family (n=17), travel/transport related (n=12), community outbreaks (n=18), retail (n=5), social gathering (n=3), hotel (n=2), religious/other ceremony (n=2), and restaurant/café (n=4)

Late notifications of outbreaks

In **week 16 2021**, 53 outbreaks had a notification date for the first associated case before April 1st 2021; December (n=3), January (n=2), February (n=6) and March (n=42) (See Appendix 2, Table B for breakdown of these outbreaks by month).

*Public Health are prioritising the reporting of outbreaks in key settings e.g. RCFs, hospitals. Therefore, the number of private house outbreaks is underestimated.

Note: Data are provisional

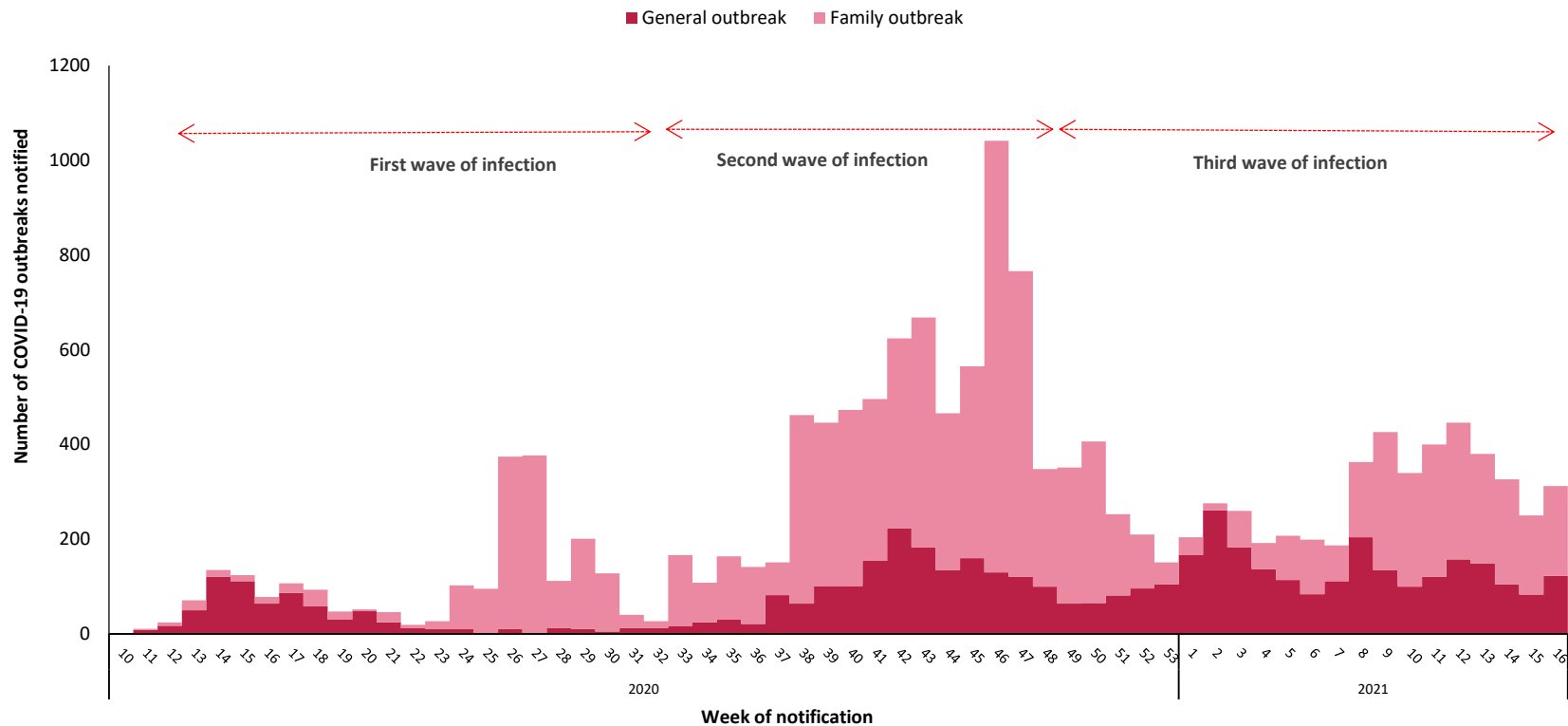


Figure 1: Epi-curve of COVID-19 outbreaks in all settings notified in Ireland by week of notification and outbreak type (see technical note 5, Appendix 3) to midnight on 24/04/2021, N=15,515. *Data source: CIDR*

Dashed red arrows indicate the timeline of the first, second and third waves of COVID-19 infection in Ireland (Second wave of infection commenced in week 32; week beginning 02/08/2020 and the third wave commenced in week 48 (22/11/2020)).

***Note:** Family outbreaks reported in July 2020 (weeks 27-31) were composed largely of late notified outbreaks from the period March to May 2020 (weeks 10-22). In addition, creation of private house outbreaks were not prioritised in wave 3 and therefore the number of family outbreaks in wave 3 is likely to be an underestimate.

Note: Data are provisional and confidential

Table 1: Number of COVID-19 outbreaks notified in Ireland by outbreak location and by week of notification from 22/11/2020 to midnight on 24/04/2021, and difference in number of outbreaks notified in **week 16** 2021 compared to the previous week, N=6,487. *Data source: CIDR*

Outbreak location	Week of Outbreak Notification									Difference in number of outbreaks notified since last week	Total (week 48 2020 to week 16 2021)***
	Week 48 2020 to week 8 2021	9									
		9	10	11	12	13	14	15	16		
Hospital	192	5	11	4	5	10	5	5	3	-2	240
Nursing home	226	2	3	2	2	1	0	1	0	-1	237
Community Hospital / Long-stay unit	21	0	0	0	0	0	0	0	1	+1	22
Residential institution	268	9	11	10	7	13	4	3	5	+2	330
Community outbreak	74	6	8	10	14	12	9	11	18	+7	162
Other healthcare services	101	10	10	5	6	0	1	1	2	+1	136
Hotel	5	0	0	1	1	0	1	1	2	+1	11
Guest house/ B&B	0	0	0	1	1	0	0	0	0	0	2
Restaurant / Cafe	29	0	7	1	3	4	1	0	4	+4	49
Public house	10	0	0	2	1	0	0	0	0	0	13
Social gathering	20	9	2	5	8	2	1	1	3	+2	51
Retail outlet	71	7	4	4	3	7	11	3	5	+2	115
Workplace	271	17	14	17	11	23	15	17	9	-8	394
Travel related	23	4	1	2	6	5	16	11	12	+1	80
Transport	6	3	0	1	0	0	2	4	0	-4	16
Private house: family outbreaks	1606	253	204	254	261	211	187	146	172	+26	3294
Private house: general outbreaks	135	47	8	13	18	9	10	9	3	-6	252
Extended family	244	38	36	23	29	21	33	16	17	+1	457
Childcare Facility	131	10	8	16	19	17	10	11	22	+11	244
School*	119	0	8	22	48	44	14	5	31	+26	291
University/College**	14	1	1	0	0	0	0	0	1	+1	17
Religious/Other ceremony	27	4	2	4	0	0	4	1	2	+1	44
Sporting activity/fitness	1	0	0	1	0	1	1	0	0	0	4
Personal grooming service	2	0	0	0	0	0	0	0	0	0	2
Not specified/Other	11	1	2	2	3	0	1	4	0	-1	3
Total	3607	426[^]	340[^]	400[^]	446[^]	380[^]	326[^]	250[^]	312^{^^}	+62	6487

*These outbreaks are outbreaks associated with school children +/- school staff. Transmission of COVID-19 within the school has not necessarily been established in these outbreaks. **These outbreaks are associated with a university/college location and do not include outbreaks among third level students that occurred at other locations. ***Contains outbreaks for weeks in 2020 (48-53) and 2021 (weeks 1-16). [^]Includes late outbreak notifications from October, November and December 2020, January and February 2021. ^{^^}Includes 11 late notifications from December 2020, January and February 2021 (see Appendix 2, Table B for breakdown).

Note: Data are provisional and confidential

COVID-19 Outbreaks/Clusters in Residential Facilities and Hospital settings in Ireland

A summary of outbreaks linked to nursing homes, acute hospitals, community hospital/long-stay units, and other residential institutions is shown in Figure 2 (A-D), in the subsequent “Focus” sections and Tables 2-5.

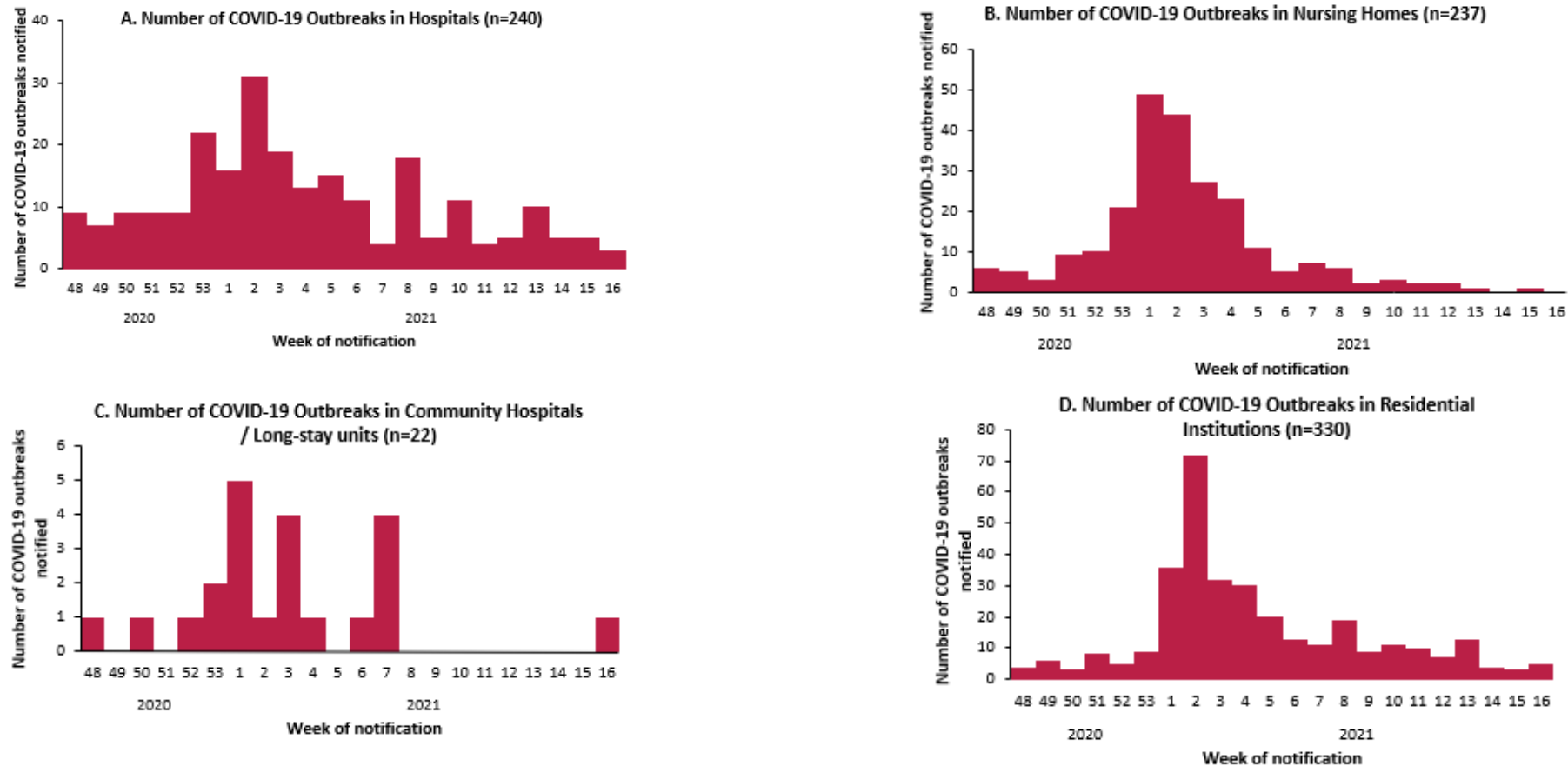


Figure 2 A-D: Epi-curve of COVID-19 outbreaks in (A) Acute Hospitals, (B) Nursing Homes, (C) Community Hospitals/Long-stay units and (D) Residential institutions notified in Ireland by week of notification, from 22/11/2020 to midnight on 24/04/2021. Includes late outbreak notifications from October, November and December 2020, January and February 2021. (see table B Appendix 2). *Data source: CIDR*

Note: Data are provisional and confidential

Focus on Nursing Homes and Community Hospitals

There have been **637** outbreaks in nursing homes and community hospital/long stay units, with **15,893** linked laboratory confirmed COVID-19 cases, notified in Ireland since 01/03/2020.

From 22/11/2020 to 24/04/2021, **259** outbreaks in nursing homes or community hospital/long-stay units have been notified and **17** of these outbreaks remain open. A total of **8,119 laboratory confirmed cases** linked with outbreaks in nursing homes or community hospital/long-stay units have been notified. Of those cases, 549 were hospitalised, nine were admitted to ICU, and 974 laboratory confirmed cases linked to outbreaks in these settings died (Table 3).

Cases were reported to be a healthcare worker (HCW) in 3,464 cases, not a HCW in 4,067 cases and HCW status was unknown for the remaining cases (Figure 3).

There was one new outbreak reported in a community hospital/long-stay unit during week 16 2021.

Table 2: Number of COVID-19 outbreaks and cases[‡] in nursing homes and community hospital/long-stay units in Ireland, from 22/11/2020 to midnight on 24/04/2021. *Data source: CIDR*

Outbreak location	Number of outbreaks notified					Laboratory confirmed cases [‡] linked to outbreaks (week 48-16)*				
	Week 16	Week 16 outbreaks: Range in no. of cases [#]	Week 48-16*	Number open	Open outbreaks: Range in no. of cases [#]	Cases notified in week 16	Total cases	Total hospitalised cases	Total ICU cases	Total number of deaths
Nursing home	0	n/a	237	11	2-117	<5	7519	456	9	935
Community Hospital/Long-stay unit	1	13	22	6	5-54	13	600	93	<5	39
Total	1	0-13	259	17	2-117	13	8119	549	9	974

[‡]Case numbers fewer than 5 are not presented here.

[#]n/a is used where there were no outbreaks in a category or where there are no confirmed cases currently linked to any outbreak in that category (see technical note 6, Appendix 3).

*Contains data from weeks in 2020 (48-53) and 2021 (weeks 1-16).

Note: Data are provisional and confidential

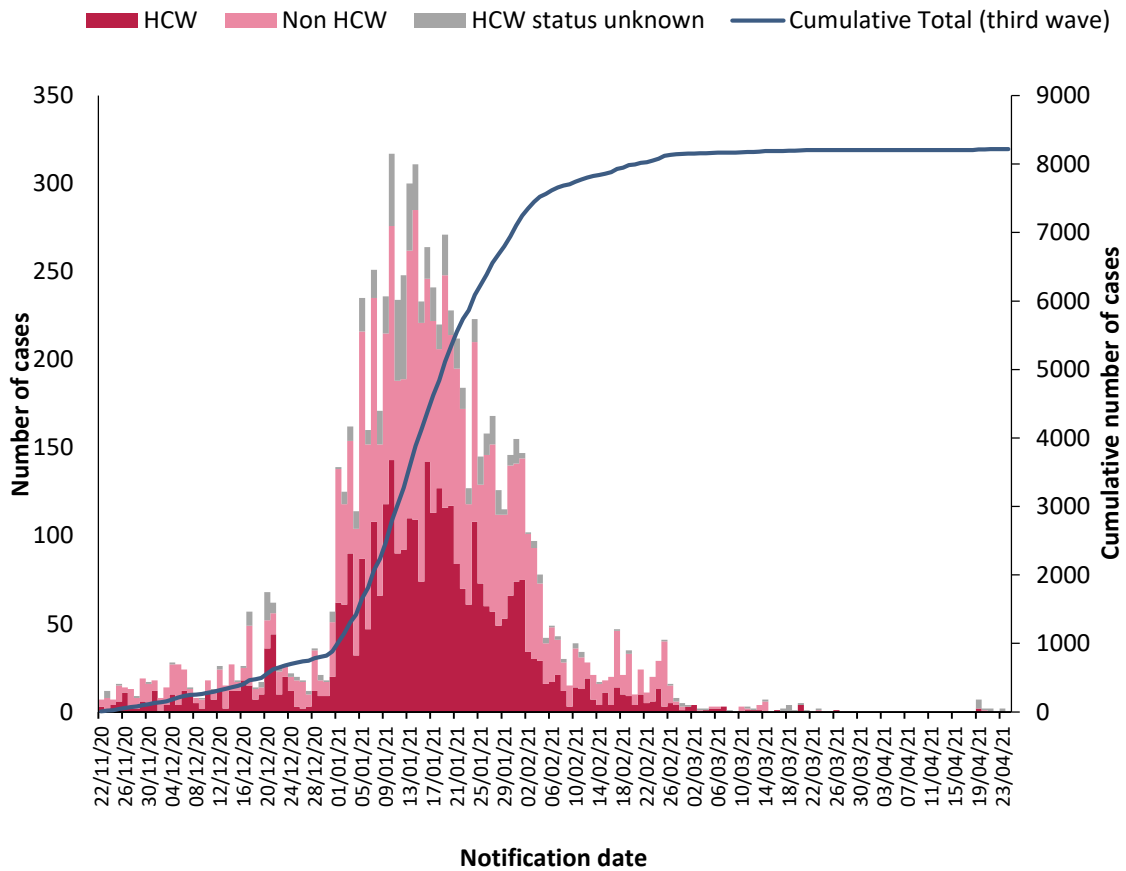


Figure 3: Epi-curve of confirmed COVID-19 cases linked to outbreaks in nursing homes and community hospital/long-stay units by healthcare worker (HCW) status and by date of notification, and cumulative number of confirmed cases during the third wave of infection by date of notification, from 22/11/2020 to midnight 24/04/2021. *Data source: CIDR*

Note: Data are provisional

Focus on Acute Hospitals

There were **418** outbreaks in acute hospitals, with **5,642** linked laboratory confirmed COVID-19 cases, notified in Ireland since 01/03/2020.

From 22/11/2020 to 24/04/2021, **240** outbreaks in acute hospitals have been notified and **22** of these outbreaks remain open. A total of **3,195 laboratory confirmed cases** linked with outbreaks in acute hospitals have been notified. Of those, 84 were admitted to ICU and 486 died (Table 3). Cases were reported to be a healthcare worker (HCW) in 1,211 cases, not a HCW in 1,757 cases and HCW status was unknown for the remaining cases (Figure 4).

There were three new outbreaks reported in acute hospitals during week 16 2021.

Table 3: Number of COVID-19 outbreaks and cases[‡] in acute hospital settings in Ireland, from 22/11/2020 to midnight on 24/04/2021. *Data source: CIDR*

Acute Hospitals	Number of outbreaks notified				Laboratory confirmed cases linked to outbreaks (week 48-16)*				
	Week 16	Week 16 outbreaks: Range in no. of cases	Week 48-16*	Number open	Open outbreaks: Range in no. of cases	Cases notified in week 16^	Total cases	Total ICU cases	Total number of deaths
	3	2-11	240	22	0-144	5	3195	84	486

[‡]Case numbers fewer than 5 are not presented here. *Contains data from weeks in 2020 (48-53) and 2021 (weeks 1-16). ^Not all cases are linked to outbreaks as of yet.

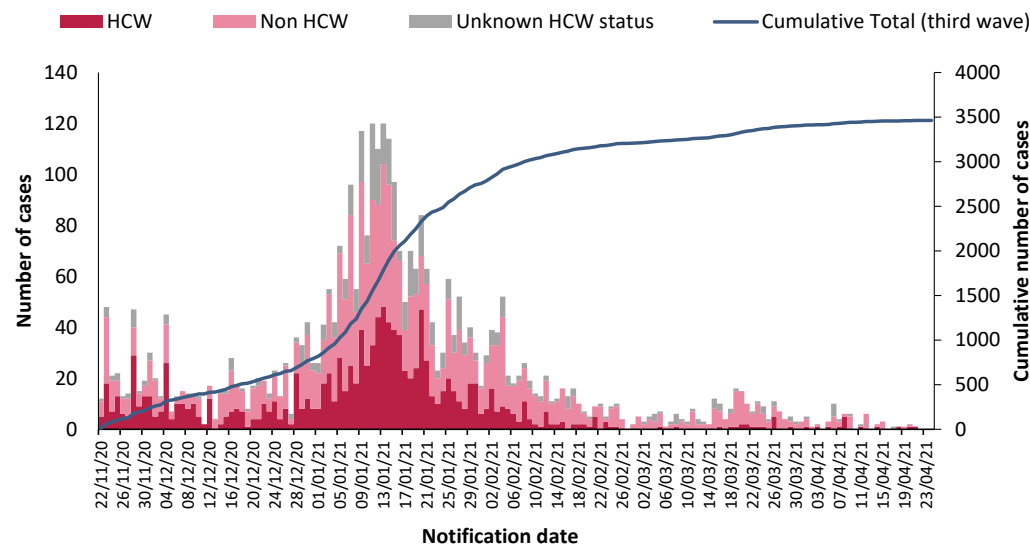


Figure 4: Epi-curve of confirmed COVID-19 cases linked to outbreaks in acute hospitals by healthcare worker (HCW) status and by date of notification, and cumulative number of confirmed cases during the third wave of infection by date of notification, from 22/11/2020 to 24/04/2021. *Data source: CIDR*

Note: Data are provisional

Focus on Residential Institutions (see footnote¹)

There were **453** outbreaks in residential institutions, with **3,178** linked laboratory confirmed COVID-19 cases, notified in Ireland since 01/03/2020.

From 22/11/2020 to 24/04/2021, **231** outbreaks in residential institutions have been notified and **16** of these outbreaks remain open. There were **1,770 laboratory confirmed cases** linked with outbreaks in residential institutions. Of those, **81** cases linked to outbreaks in residential facilities were hospitalised, eight were admitted to ICU and 40 cases died (Table 4). The majority of residential institution outbreaks were notified in centres for disabilities, with **171** outbreaks and 1,351 linked cases notified since week 48.

There were two new outbreaks reported in residential institutions during week 16 2021.

Table 4: Number of COVID-19 outbreaks and cases[‡] in residential institutions in Ireland, from 22/11/2020 to midnight on 24/04/2021. *Data source: CIDR*

Outbreak location	Number of outbreaks notified					Laboratory confirmed cases linked to outbreaks (week 48-16)*				
	Week 16	Week 16 outbreaks: Range in no. of cases [#]	Week 48-16*	Number open	Open outbreaks: Range in no. of cases [#]	Cases notified in week 16 [^]	Total cases	Total hospitalised cases	Total ICU cases	Total number of deaths
Centre for disabilities	2	2	171	11	1-19	<5 [^]	1351	58	6	22
Centre for older people	0	n/a	12	0	n/a	<5	72	<5	<5	<5
Children's / TUSLA residential centre	0	n/a	18	1	<5	<5	93	<5	<5	<5
Mental health facility	0	n/a	20	2	2-3	<5	130	13	<5	<5
Other	0	n/a	9	2	4-5	<5	121	<5	<5	13
Not Specified	0	n/a	1	0	n/a	<5	<5	<5	<5	<5
Total	2	0-2	231	16	0-19	<5	1770	81	8	40

#n/a is used where there were no outbreaks in a category or where there are no confirmed cases currently linked to any outbreak in that category (see technical note 6, Appendix 3). ‡Case numbers fewer than 5 are not presented here. *Contains data from weeks in 2020 (48-53) and 2021 (weeks 1-16). [^]Not all cases are linked to outbreaks as of yet.

¹ This section focuses on the following residential settings: Centres for disabilities, Centres for older people, Children's/TUSLA residential centres and mental health facilities. Homeless services, addiction services, direct provision centres and prisons are reported in the Focus on Vulnerable Populations section.

Note: Data are provisional

COVID-19 Outbreaks in Other Vulnerable Populations

This brief overview of COVID-19 outbreaks in vulnerable populations/settings only includes outbreaks involving the Roma community, Irish Traveller community, outbreaks in Direct Provision Centres, facilities for the homeless/those with addiction issues and prisons notified up to midnight on 24/04/2021 (Table 5).

There were 10 new outbreaks reported in vulnerable populations during week 16 2021:

- Eight outbreaks among Irish Travellers
- Two outbreaks in Direct Provision centres

Table 5: Number of COVID-19 outbreaks in settings involving vulnerable populations, including the Roma community, Irish Traveller community, outbreaks in Direct Provision Centres, facilities for the homeless/those with addiction issues and prisons notified from week 48 (week commencing 22/11/2020) to midnight on 24/04/2021 and laboratory confirmed cases[†] linked to these outbreaks. *Data source: CIDR*

Vulnerable populations	Number of outbreaks notified					Laboratory confirmed cases linked to outbreaks (week 48-16)**				
	Week 16	Week 16 outbreaks: Range in no. of cases [#]	Week 48-16**	Number open	Open outbreaks: Range in no. of cases [#]	Cases notified in week 16 [^]	Total cases	Total hospitalised cases	Total ICU cases	Total number of deaths*
Roma community	0	n/a	20	13	1-21	<5	146	23	7	<5
Irish Travellers	8	1-9	293	137	0-130	45	3496	152	20	8
Direct provision centres	2	2-3	45	10	1-27	<5	420	5	<5	<5
Homeless¥	0	n/a	38	4	4-11	<5^^	226	<5	<5	<5
People with addictions	0	n/a	10	1	<5	<5	60	<5	<5	<5
Prisons	0	n/a	6	0	n/a	<5	110	<5	<5	<5
Total	10	0-9	412	165	0-130	50	4458	188	30	11

†Case numbers fewer than 5 are not presented here. ¥Homeless facilities include some facilities that provide long term supported accommodation. Also includes staff of homeless facilities. *All COVID-19 cases that died and were linked to outbreaks in these settings have been laboratory confirmed. No deaths in probable/possible cases linked to outbreaks in these settings have been notified. #n/a is used where there were no outbreaks in a category or where there are no confirmed cases currently linked to any outbreak in that category (see technical note 6, Appendix 3). **Contains data from weeks in 2020 (48-53) and 2021 (weeks 1-16). ^Not all cases are linked to outbreaks as of yet. ^^Late notification of events

Note: Data are provisional

COVID-19 Outbreaks in Workplaces

In total, **394** COVID-19 outbreaks in workplaces² have been notified from 22/11/2020 up to midnight on 24/04/2021. Since week 48, **85** COVID-19 outbreaks have been notified in businesses associated with the production or processing of food and beverages, of which **44** were in meat/poultry/fish plants in all HSE areas.

There were **nine new COVID-19 workplace outbreaks notified during week 16 2021.**

Table 6: Number of COVID-19 workplace outbreaks notified from 22/11/2020 to midnight on 24/04/2021 and laboratory confirmed cases[†] linked to workplace outbreaks. *Data source: CIDR*

Workplace outbreaks	Number of outbreaks notified					Laboratory confirmed cases linked to outbreaks (week 48-16) ^{***}				
	Week 16	Week 16 outbreaks: Range in no. of cases [#]	Weeks 48-16 ^{***}	Number open	Open outbreaks: Range in no. of cases [#]	Cases notified in week 16	Total cases	Total hospitalised cases	Total ICU cases	Total number of deaths [*]
Meat/poultry Production and Processing	0	n/a	44	12	2-91	<5	1133	8	<5	<5
Other food/beverage Production and Processing	1	8	41	8	2-23	8	389	7	<5	<5
Construction industry ^{**}	3	2-66	45	15	1-66	48	273	<5	<5	<5
Commercial	0	n/a	105	33	1-75	<5	689	12	6	<5
Manufacturing	3	2-3	61	13	2-49	<5	391	10	<5	<5
Office-based	1	n/a	31	4	2-10	<5	154	<5	<5	<5
Defence/Justice/Emergency services	1	2	48	7	2-16	<5	261	<5	<5	<5
Other Workplace [‡]	0	n/a	19	5	0-5	<5	85	<5	<5	<5
Total	9	0-66	394	97	0-91	64	3375	46	14	<5

[†]Case numbers fewer than 5 are not presented here. ^{*}All COVID-19 cases that died and were linked to outbreaks in these settings have been laboratory confirmed. No deaths in probable/possible cases linked to outbreaks in these settings have been notified. ^{**}Cases linked to some construction site outbreaks may reside in Northern Ireland and consequently will be notified in that jurisdiction. These cases will not be included in the case numbers. for Ireland. ^{***}Contains data from weeks in 2020 (48-53) and 2021 (weeks 1-16). [‡]"Other workplace" includes businesses that do not fit in the above workplace categories. #n/a is used where there were no outbreaks in a category or where there are no confirmed cases currently linked to any outbreak in that category (see technical note 6, Appendix 3).

² Workplace outbreaks exclude the following workplaces: hospitals, residential facilities, hotels, public houses, retail outlets, and other settings (outbreaks in GP practices and outbreaks associated with home carers). These are reported under those headings.

Note: Data are provisional

COVID-19 Outbreaks associated with school children (+/- staff), universities/colleges and childcare facilities

In total, **648** COVID-19 outbreaks associated with school children (+/- staff), universities/colleges/third level students and childcare facilities have been notified from 21/11/2020 up to midnight on 24/04/2021.

During **week 16** 2021, there were **31** COVID-19 outbreaks associated with school children +/- staff, **22** COVID-19 outbreaks associated with childcare facilities and **one** outbreak associated with University/college or third level students.

Table 7: Number of COVID-19 outbreaks associated with school children (+/- staff), universities/colleges/third level students and childcare facilities notified to midnight on 24/04/2021 and laboratory confirmed cases[†] linked to these outbreaks. *Data source: CIDR*

Outbreak location	Number of outbreaks notified					Laboratory confirmed cases linked to outbreaks (week 48-16) ^{###}				
	Week 16	Week 16 outbreaks: Range in no. of cases [#]	Week 48-16 ^{###}	Number open	Open outbreaks: Range in no. of cases [#]	Cases notified in week 16 [^]	Total cases	Total hospitalised cases	Total ICU cases	Total number of deaths
School*	31	0-16	291	140	0-21	82	1248	15	<5	<5
University/college/third level students**	1	2	113	14	1-290	<5	1026	7	<5	<5
Childcare facility	22	0-8	244	64	0-49	43	1454	9	<5	<5
Total	54	0-16	648	218	0-290	128	3728	31	<5	<5

[†]Case numbers fewer than 5 are not presented here. *These outbreaks are outbreaks associated with school children +/- school staff. Transmission of COVID-19 within the school has not necessarily been established in these outbreaks. **These outbreaks also include outbreaks among third level students that may have occurred in other locations, such as private houses or social gatherings, and may not be directly linked to a University/college location. #n/a is used where there were no outbreaks in a category or where there are no confirmed cases currently linked to any outbreak in that category (see technical note 6, Appendix 3). ###Contains data from weeks in 2020 (48-53) and 2021 (weeks 1-16). ^Not all cases are linked to outbreaks as of yet.

Note: Data are provisional

Appendices
Appendix 1

Table A: Number of COVID-19 outbreaks notified in Ireland by outbreak location and closure status, to midnight 24/04/2021, N=15,515. *Data source: CIDR*

Outbreak Location	Outbreak closure status (all outbreak classifications)		
	Closed	Open	Total
Hospital	396	22	418
Nursing home	572	11	583
Community Hospital/Long-stay unit	48	6	54
Residential institution	577	32	609
Other healthcare service	149	27	176
Private house*	4236	6150	10386
Workplace	540	98	638
Travel related	80	62	142
Transport	14	12	26
Extended family	415	234	649
Childcare facility	256	65	321
Community outbreak	292	76	368
Hotel	18	5	23
Guest house/ B&B	3	0	3
Public house	35	1	36
Restaurant / Cafe	85	11	96
Social gathering	70	31	101
Retail outlet	132	34	166
School**	350	140	490
University/college***	40	4	44
Religious/Other ceremony	39	25	64
Sporting activities/fitness	32	2	34
Other recreation activity	1	0	1
Personal grooming service	10	0	10
Other	60	10	70
Unknown	3	0	3
Not specified	2	2	4
Total	8455	7060	15515

*It is common practice not to close private house outbreaks on CIDR due to the large volume of these types of outbreaks on CIDR.

**These outbreaks are outbreaks associated with school children +/- school staff. Transmission of COVID-19 within the school has not necessarily been established in these outbreaks.

***These outbreaks are associated with a university/college location and do not include outbreaks among third level students that occurred at other locations.

Note: Data are provisional

Appendix 2

Table B: Number of COVID-19 outbreaks in Ireland notified in Week 16 2021, by outbreak location and month of occurrence of first case, data up to midnight 24/04/2021, N=312. *Data source: CIDR*

Outbreak location	Dec	Jan	Feb	Mar	Apr	Unknown	Total
	2020	2021					
Childcare facility	1	1		4	14	2	22
Comm. Hosp/Long-stay unit					1		1
Community outbreak	1			3	13	1	18
Extended family				1	16		17
Hospital				1	2		3
Hotel					1	1	2
Other healthcare service					2		2
Private house	1	1	3	20	150		175
Religious/Other ceremony					2		2
Residential institution			1		4		5
Restaurant / Cafe					4		4
Retail outlet			1	1	3		5
School				6	24	1	31
Social gathering				1	2		3
Travel related			1	2	8	1	12
University/College				1			1
Workplace				2	7		9
Total	3	2	6	42	253	6	312

Note: Data are provisional

Appendix 3 Technical Notes

1. Data are based on statutory notifications and were extracted from the National Computerised Infectious Disease Reporting (CIDR) system. Data are provisional and subject to ongoing review, validation and update. As a result, figures in this report may differ from previously published figures.

2. For surveillance purposes, the following COVID-19 outbreak definition is used for notifying COVID-19 outbreaks/clusters:

Confirmed*

- **There is a cluster/outbreak, with two or more cases of laboratory confirmed COVID-19 infection regardless of symptom status. This includes cases with symptoms and cases who are asymptomatic.**

OR

- **There is a cluster/outbreak, with two or more cases of illness with symptoms consistent with COVID-19 infection (as per the COVID-19 case definition), and at least one person is a confirmed case of COVID-19.**

* From September 21st 2020, suspected COVID outbreaks should be reported with the disease category 'Acute Respiratory Infection (ARI)'. If one or more cases linked to the outbreak are subsequently confirmed as COVID-19, the ARI outbreak should be reclassified to being a COVID-19 outbreak. Outbreaks of suspected COVID-19 which were notified before September 21st 2020, and met the previous COVID-19 outbreak definition should remain as COVID-19 outbreaks on CIDR.

The COVID-19 case definition is detailed on the Health Protection Surveillance Centre (HPSC) website: <https://www.hpsc.ie/a-z/respiratory/coronavirus/novelcoronavirus/casedefinitions/>

3. This report includes confirmed and suspected COVID-19 outbreaks.

4. An "Open" or "Closed" outbreak is defined as an outbreak where the outbreak status is "Open" or "Closed" on CIDR. In order to declare an outbreak "Closed" the outbreak location should not have experienced any new cases of infection which meet the case definition for a period of 28 days (two incubation periods).

5. Outbreak type (family/general) indicates whether an outbreak is confined to a family (family outbreak) or affects members of more than one household (general outbreak).

6. The "range in number of cases" presented in Tables 2 to 7 is based on laboratory confirmed cases linked to an outbreak in CIDR. The priority is to notify outbreaks to CIDR in a timely fashion and, while every effort is made to link cases to outbreaks as quickly as possible, there can sometimes be a delay in linking cases to the outbreak. Ranges in number of cases that include "0" include outbreaks that currently have no linked cases. Data in CIDR are continuously reviewed and updated and this includes the identification and linking of outbreak-associated cases.

Note: Data are provisional