



# Epidemiology of COVID-19 in Ireland

Report prepared by HPSC on 25/03/2020 for NPHE

## Summary

This report includes data as of 25<sup>th</sup> March 2020 13:05 for events created on CIDR up to midnight Monday, 23<sup>rd</sup> March, 2020

**Note: Data are provisional**

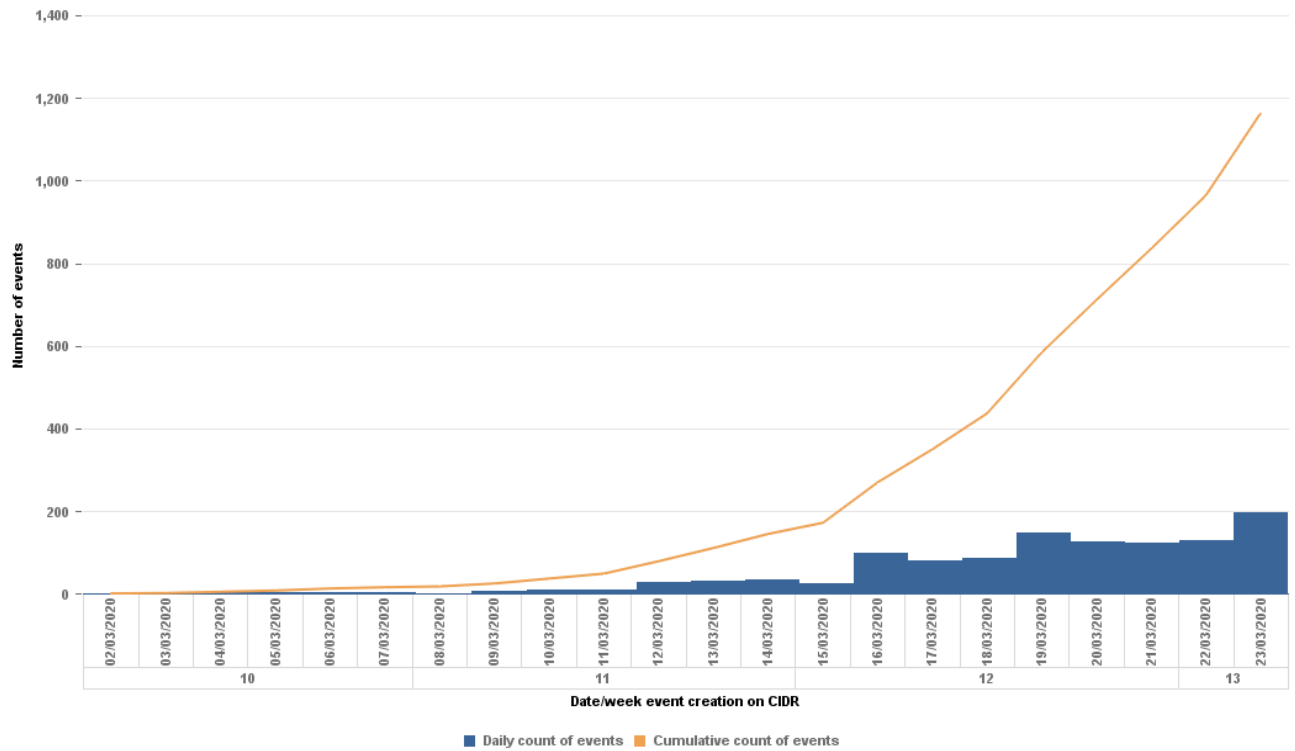
Total number of confirmed cases	1,164	
Number of new cases 23 <sup>rd</sup> March	199	
Total number hospitalised	305	26.2%
Total number admitted to ICU	39	3.4%
Total number of deaths	7	
Case Fatality Ratio (CFR %)	0.6	
Total number of outbreaks/clusters	63	
Total number cases associated with clusters	289	24.8%
Total number of imported cases	210	18.0%
Number of cases in HCW	283	24.3%
Median age (years)	45	
Age range (years)	0-95	

### Confirmed cases

In total, 1,164 confirmed cases of COVID-19 were notified in Ireland **before midnight March 23<sup>rd</sup> 2020**, with the first cases reported in Week 10 2020, week ending 07/03/2020 (Figure 1).

### Outbreaks/Clusters

Sixty three outbreaks/clusters of COVID-19 were notified on CIDR **before midnight March 23<sup>rd</sup> 2020**.



**Figure 1:** Number and cumulative number of confirmed COVID-19 cases notified in Ireland to midnight March 23<sup>rd</sup> 2020

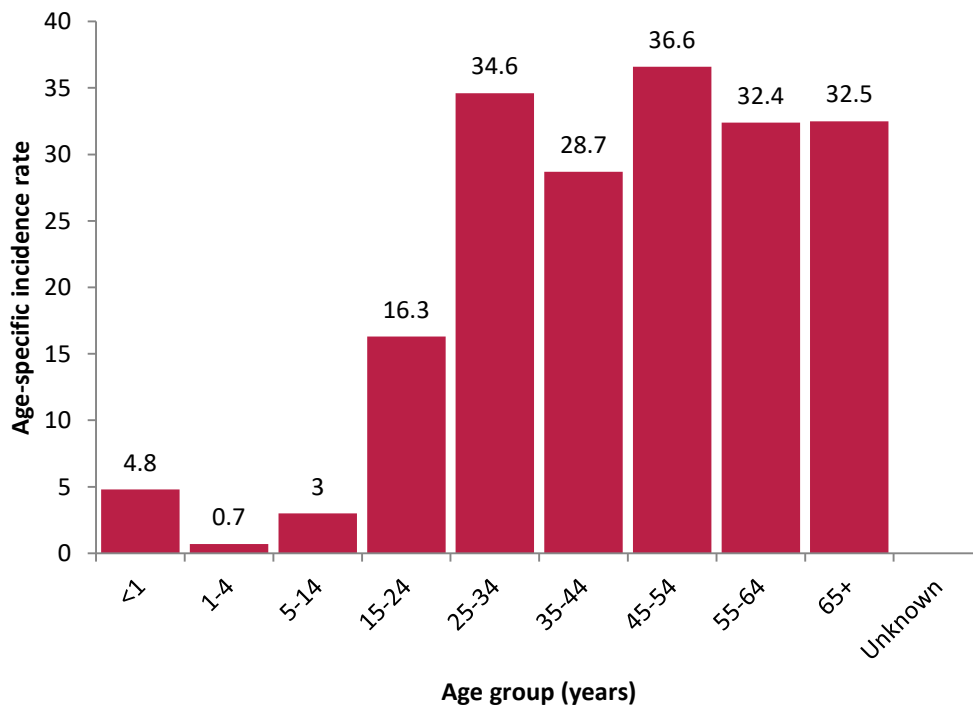
Data source: CIDR as of 25/03/2020 13:05

**Table 1: Characteristics of confirmed COVID-19 cases notified as of midnight March 23<sup>rd</sup> 2020, Ireland**

	Number	Percent
<b>Total</b>	1164	100
<b>Sex</b>		
Female	522	44.8
Male	642	55.2
Unknown	0	0
<b>Age group (years)</b>		
<1	3	0.3
1-4	2	0.2
5-14	20	1.7
15-24	94	8.1
25-34	228	19.6
35-44	214	18.4
45-54	229	19.7
55-64	165	14.2
65+	207	17.8
Unknown	2	0.2
<b>HSE area</b>		
HSE E	732	62.9
HSE M	51	4.4
HSE MW	48	4.1
HSE NE	50	4.3
HSE NW	22	1.9
HSE SE	44	3.8
HSE S	166	14.3
HSE W	51	4.4
<b>Country of Infection</b>		
Algeria	1	0.1
Andorra	2	0.2
Austria	42	3.6
Brazil	1	0.1
Bulgaria	1	0.1
Czech Republic	1	0.1
France	14	1.2
Ireland	733	63.0
Italy	61	5.2
Netherlands	3	0.3
Philippines	1	0.1
Portugal	2	0.2
Singapore	2	0.2
Spain	22	1.9
Sri Lanka	1	0.1
Sweden	1	0.1
Switzerland	7	0.6
United Kingdom	46	4.0
United States	3	0.3
Unknown or not specified	220	18.9

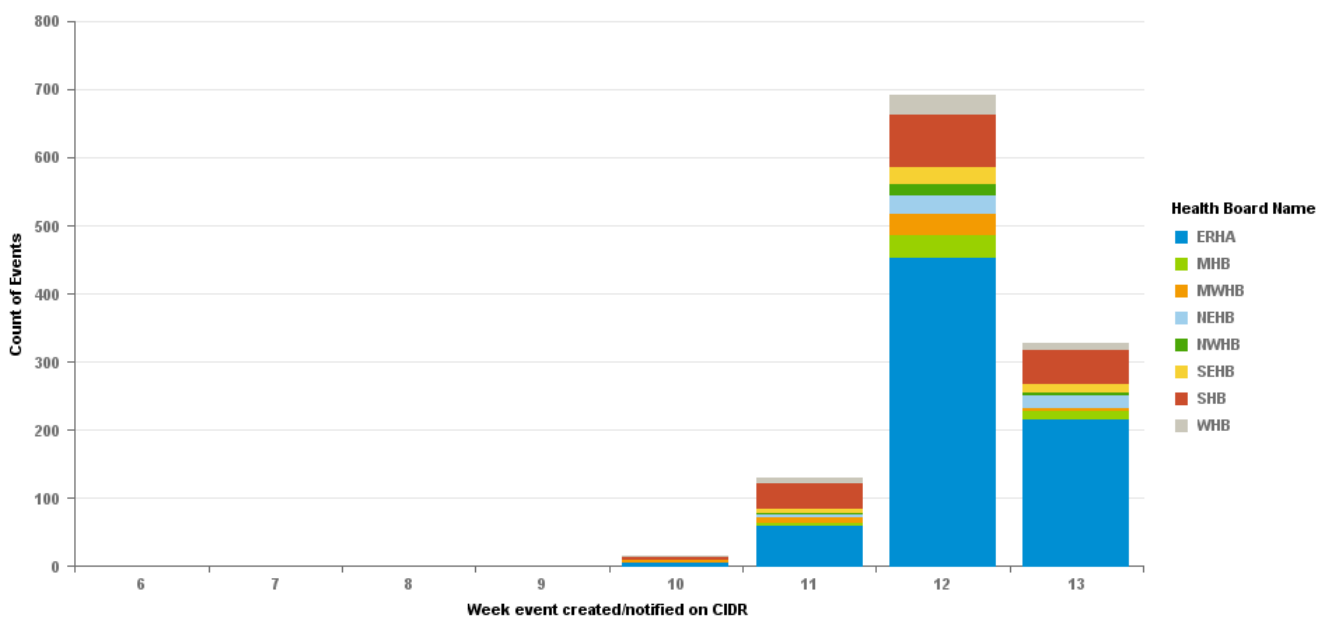
**Note: Data are provisional and confidential**

Data source: CIDR as of 25/03/2020 13:05



**Figure 2: Age-specific incidence rates of confirmed cases of COVID-19 notified to midnight March 23<sup>rd</sup> 2020, Ireland**

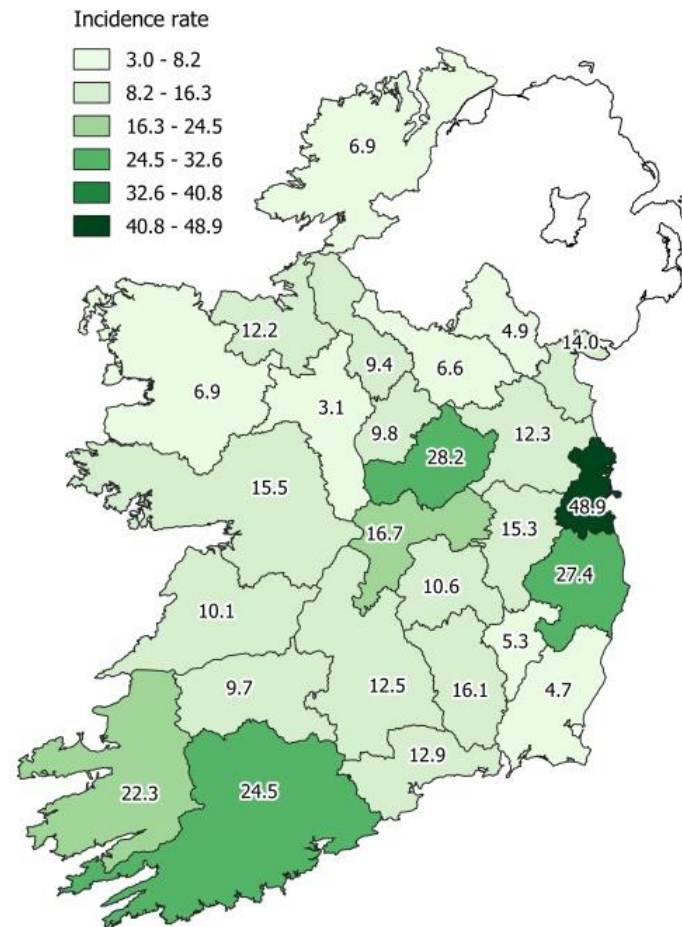
Data source: CIDR as of 25/03/2020 13:05



**Figure 3: Confirmed cases of COVID-19 notified to midnight March 23<sup>rd</sup> 2020, by HSE Area and week of notification**

Data source: CIDR as of 25/03/2020 13:05

**Note: Data are provisional and confidential**



Data source CIDR as of 23/03/2020 12.00 midniar

**Figure 4:** Cumulative incidence rates per 100,000 population of confirmed cases of COVID-19 notified to midnight March 23<sup>rd</sup> 2020 by county, Ireland

Data source: CIDR as of 25/03/2020 13:05

**Note:** Data are provisional and confidential

**Table 2: Number of confirmed cases of COVID-19 notified to midnight March 23<sup>rd</sup> 2020 by County**

County Name	Count of Events	%
Carlow	3	0.3
Cavan	5	0.4
Clare	12	1.0
Cork	133	11.4
Donegal	11	0.9
Dublin	659	56.6
Galway	40	3.4
Kerry	33	2.8
Kildare	34	2.9
Kilkenny	16	1.4
Laois	9	0.8
Leitrim	3	0.3
Limerick	19	1.6
Longford	4	0.3
Louth	18	1.5
Mayo	9	0.8
Meath	24	2.1
Monaghan	3	0.3
Offaly	13	1.1
Roscommon	2	0.2
Sligo	8	0.7
Tipperary	20	1.7
Waterford	15	1.3
Westmeath	25	2.1
Wexford	7	0.6
Wicklow	39	3.4

Data source: CIDR as of 25/03/2020 13:05

**Table 3: Number of confirmed COVID-19 cases notified to midnight March 23<sup>rd</sup> 2020 by transmission classification, Ireland**

Transmission classification*	Number of events	%
Community transmission	340	29.2
Possible community transmission	30	2.6
Local transmission	176	15.1
Travel abroad	210	18.0
Unknown	408	35.1

\* Transmission classification is based on country of infection as well as enhanced exposure data (international travel; close contact of a case) recorded in CIDR. The World Health Organization's (WHO) Definition of transmission classification is outlined in Appendix 1.

Data source: CIDR as of 25/03/2020 13:05

**Table 4:** Number of confirmed cases of COVID-19 notified to midnight March 23<sup>rd</sup> 2020 by age group and hospital, ICU and vital status, Ireland

Age group (years)	Number hospitalised	% hospitalised	Number admitted to ICU	% admitted to ICU	Number died	Case fatality ratio (%)
<5	2	0.7	0	0	.	.
5-14	2	0.7	1	2.6	.	.
15-24	15	4.9	0	0	.	.
25-34	38	12.5	2	5.1	.	.
35-44	27	8.9	3	7.7	.	.
45-54	57	18.7	12	30.8	.	.
55-64	50	16.4	8	20.5	.	.
65+	114	37.4	13	33.3	.	.
<b>Total</b>	<b>305</b>	<b>100</b>	<b>39</b>	<b>100</b>	<b>7</b>	<b>0.6</b>

Data source: CIDR as of 25/03/2020 13:05

**Table 5:** Number of confirmed cases of COVID-19 notified to midnight March 23<sup>rd</sup> 2020 in healthcare workers by HSE-area and travel status

HSE-area	Foreign travel	No foreign travel	Not specified	Total
<b>E</b>	34	132	20	186
<b>M</b>	3	12	0	15
<b>MW</b>	1	2	2	5
<b>NE</b>	2	2	0	4
<b>NW</b>	4	1	0	5
<b>SE</b>	2	0	4	6
<b>S</b>	13	20	8	41
<b>W</b>	8	11	2	21
<b>Total</b>	<b>67</b>	<b>180</b>	<b>36</b>	<b>283</b>

Data source: CIDR as of 25/03/2020 13:05

Of the 283 cases who were healthcare workers, 64% had no history of foreign travel in the 14 days prior to onset of symptoms.

**Table 6: Number of clusters/outbreaks COVID-19 notified to midnight March 23<sup>rd</sup> 2020 by location and HSE-area**

Location	E	M	MW	NE	NW	SE	S	W	Total
Travel related			4	4	2	1	2	2	15
Hospital	3	1		1			2	1	8
Extended family	2					3	1		6
Private house	2	1		2	1	2	2	4	14
Community outbreak		1							1
Community hospital/Long-stay unit	1								1
Nursing home	9								9
Residential institution	1								1
Workplace	1					1			2
Hotel							1		1
Other	1		1	1					3
Not Specified							2		2
<b>Total</b>	<b>20</b>	<b>3</b>	<b>5</b>	<b>8</b>	<b>3</b>	<b>7</b>	<b>10</b>	<b>7</b>	<b>63</b>

Data source: CIDR as of 25/03/2020 13:05

## Acknowledgements

Sincere thanks is extended to all those who participated in the collection and reporting of data used in this report. This includes the notifying clinicians and staff in laboratories and Departments of Public Health.

### Report prepared by Epi Team, HPSC

#### Appendix 1: World Health Organization's (WHO) Definition of transmission classification

WHO definition of transmission classification is specified below:

- Community transmission is evidenced by the inability to relate confirmed cases through chains of transmission for a large number of cases, or by increasing positive tests through routine screening of sentinel samples.
- Local transmission indicates locations where the source of infection is within the reporting location.
- Imported cases only indicate locations where all cases have been acquired outside the location of reporting.

Unknown: Transmission is classified as 'unknown' due to incomplete data on CIDR.