

EASTERN HEALTH BOARD

EASTERN HEALTH BOARD

**FINANCIAL STATEMENTS
FOURTEEN MONTHS ENDING
29TH FEBRUARY 2000**

INDEX

<u>FORMS FOR PUBLICATION</u>	<u>FORM NO.</u>	<u>PAGE NO.</u>
General Information		1
Certificate of the Comptroller and Auditor General		i
Report of the Comptroller and Auditor General		ii
Statement of Board Responsibilities		2
Board's Certification		3
Statement of Accounting Policies		4 - 6
Summary of Income and Expenditure Account (Non-Capital)	1	7
Capital Income and Expenditure Account	2	8
Balance Sheet	3	9
Non Capital Income and Expenditure Analysis by Programme and Subjective Heading	4	10 - 14
Summary of Expenditure and Income by Programme	5	15 - 18
Health Contributions and Levies Bank Account	6	19
Supplementary Welfare Allowance Income and Expenditure Account	7(i)	20
Department of Social, Community & Family Affairs Disabled Persons Maintenance	7(ii)	21
Special Income and Expenditure Account Department of Education	8	22 - 24

NOTES TO THE ACCOUNTS

	FORM NO	PAGE NO
Tangible Fixed Assets part (i)	N1 (i)	25
Tangible Fixed Assets part (ii)	N1 (ii)	26
Financial Assets	N2	27
Debtors	N3	28
Creditors	N4	29
Capitalisation Account	N5	30
Statement of Non-Capital Advances and Balances due from the Department of Health and Children	N6	31
Deferred Income	N7	32
Capital Income and Expenditure Account	N8	33
Analysis of Capital Debt	N9	34
Grants to Outside Agencies	N10	35-60
Analysis of Miscellaneous	N11	61
Stock Details	N12	62
Leased Properties	N13	63
Capital Commitments	N14	64
1998 Over Expenditure – Demand Led Schemes	N15	65
Dissolution of the Eastern Health Board	N16	66-67
Subsidiary Companies	N17	68-69
Euro Changeover Plan	N18	70

GENERAL INFORMATION

Head Office

Dr. Steevens' Hospital
Dublin 8

Telephone (01) 4065600
Fax (01) 4065611

Regional Chief Executive Officer

Mr. Donal O' Shea

Finance Director

Mr Liam Woods

Main Bankers

A.I.B. Plc
7/12 Dame St
Dublin 2

Auditor

The Comptroller and Auditor General
Dublin Castle
Dublin 2

Solicitor

Roger Greene & Sons
14. City Gate
Lower Bridge St
Dublin 8

Eastern Health Board

Statement of Board Responsibilities

Fourteen Month Period ending 29th February 2000

The Board is required under 11 (2) of the Health (Amendment) (No 3) Act, 1996 to have annual financial statements prepared in accordance with accounting standards set out by the Minister for Health and Children.

The Board is required to ensure that in the preparation of these financial statements: -


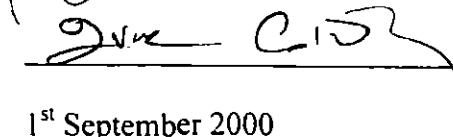
- suitable accounting policies have been selected and then applied consistently
- judgements and estimates that are reasonable and prudent have been made
- any material departures from applicable accounting standards have been disclosed and explained
- the financial statements have been prepared on the going concern basis, unless that basis is inappropriate.

The Board is responsible for ensuring that accounting records are maintained which disclose with reasonable accuracy at any time the financial position of the Eastern Health Board and ensuring that the financial statements comply with the accounting standards specified by the Minister for Health and Children. The Board is also responsible for safeguarding the assets of the Eastern Health Board and for ensuring that a system of internal control is in place within the Board for the prevention and detection of fraud and other irregularities.

Regional Chief Executive Officer:

Board Member:

Date:

1st September 2000

EASTERN HEALTH BOARD

BOARD'S CERTIFICATION


FOR THE 14 Month period ending 29th February 2000.


I/WE CERTIFY THAT THE FINANCIAL STATEMENTS OF THE EASTERN HEALTH BOARD FOR THE Fourteen Month period ending 29th February 2000 AS SET OUT HEREIN ARE IN AGREEMENT WITH THE BOOKS OF ACCOUNT AND HAVE BEEN DRAWN UP IN ACCORDANCE WITH THE ACCOUNTING STANDARDS AS LAID DOWN BY THE MINISTER FOR HEALTH & CHILDREN.


THE FINANCIAL STATEMENTS, FORMS 1 – 8 WHEN READ IN CONJUNCTION WITH THE NOTES, FORMS N1 – N18 AND THE ACCOUNTING POLICIES SET OUT ON PAGES 4, 5 AND 6 PRESENT FAIRLY IN ALL MATERIAL RESPECTS, THE INCOME AND EXPENDITURE OF THE EASTERN HEALTH BOARD FOR THE 14 Months Period ending 29th February 2000 AND THE FINANCIAL SITUATION AS AT 29/02/00.

THESE ACCOUNTS WERE APPROVED BY THE BOARD ON 1st September 2000.

SIGNED


Finance Director


Regional Chief Executive Officer


Board Member

DATE

1st September 2000.

STATEMENT OF ACCOUNTING POLICIES

Fourteen Month Period Ending 29th February 2000.

(1) **Basis of Accounting**

- (a) These Accounts were prepared on an accruals basis and account for income and expenditure on capital and non-capital under the historical cost convention, as modified for the valuation of fixed assets in accordance with the accounting standards laid down by the Minister for Health and Children. Those standards also provide that the following accounts should be treated on a cash receipts and payments basis:-

Supplementary Welfare Allowances (except for the recoupment of administration costs which is on an accruals basis and Bed and Breakfast Accommodation), Road Traffic Accident income, Accident and Emergency charges, minor miscellaneous incomes.

- (b) The grants from the Department of Health and Children are the amounts for the Fourteen-Month Period ending 29th February 2000 as allocated by the Department of Health and Children.

(2) **Fixed Assets**

➤ All fixed assets acquisitions, regardless of the source of funds, are capitalised, in accordance with the accounting standards specified by the Minister for Health and Children with the exception of equipment acquired prior to 1994. The accounting standards provide that assets with a value greater than £5,000 (£1,000 in the case of computer equipment) purchased from revenue funding are to be capitalised.

➤ The fixed assets shown in the balance sheet have been valued in accordance with the accounting standards laid down by the Department of Health and Children.

◆ **Land:** Valuations are based on the Department of Health and Children/Valuation Office Guidelines.

◆ **Buildings:** Based on reinstatement insurance valuations taking age and condition into account.

◆ **Equipment:** Valued at cost less accumulated depreciation.

◆ **Work in Progress:** Valued at the costs incurred to Balance Sheet date.

◆ **Vehicles:** Valued at cost less depreciation

➤ **Depreciation**

In compliance with Department of Health and Children's accounting policies it is Board policy to depreciate assets. The depreciation charge, which is matched by an equivalent amortisation of the Capitalisation Account is not charged against the income and expenditure account.

Depreciation is calculated at the following rates:

- | | |
|------------------------|--------------------------------------|
| 1. Land: | No depreciation |
| 2. Buildings: | 2.5% reducing balance |
| 3. Computer Equipment: | 20% straight line |
| 4. Other Equipment | 10% straight line (effective 1/1/98) |
| 5. Vehicles: | 20% straight line |
| 6. Work in Progress: | No depreciation |

Depreciation has been applied in respect of January /February 2000 on a pro rata basis

(3) **Revaluations**

- Land:
Lands were revalued by an amount of £13,055,000 in accordance with the Standard Valuation of Land in respect of Accounting Standard 4.2.1 issued by the Department of Health and Children for year ending 31st December 1998
- Buildings
Buildings, purchased or transferred from work in progress during the Fourteen-Month period, were devalued by £548,889 in accordance with reinstatement insurance valuation.

(4) **Stock of Consumable Stores**

- Stocks have been valued at cost with appropriate write offs for damaged or obsolete stock.

(5) **Superannuation**

- The superannuation amounts shown are in respect of entitlements under the superannuation code and reflect amounts paid for the Fourteen-Month Period ending 29th February 2000. No provision has been made in respect of accrued benefits payable in future years.
- Superannuation deductions from staff are treated as income of the Board.

(6) **Lottery Funds**

The Board's distribution of discretionary lottery grants for the Fourteen-Month Period ending 29th February 2000 is detailed in form N 10 Grants to Outside Agencies on pages 35 to 60. All lottery funds have been applied and disbursed as appropriate in accordance with the approval and/or direction of the Department of Health and Children.

(7) **Patients Private Property**

- Monies received by the Board from/or on behalf of patients for safekeeping are kept in special accounts separate and apart from the Health Board accounts. Such accounts are collectively called Patients Private Property accounts.

- Such monies are not the property of the Board and are administered by the Board on behalf of the patients.
- These funds are invested in gilt-edged interest/dividend yielding investments.
- The accounts of the funds are audited by independent auditors.

(8) **Subsidiary Companies**

The results of the subsidiary companies are not consolidated in the Annual Financial Statements of the Board.

(9) **Contingent Liabilities**

For the period concluding on 29th February 2000, the Eastern Health Board was involved in a number of claims involving legal proceedings which may generate liabilities dependent on the outcome of the litigation. While the Board carries insurance cover for public and employer liability, fire and specific all risk claims it cannot be certain that this will be sufficient to cover all costs. The financial effects of these contingencies have not been estimated and no provision has been made in the Financial Statements.

(10) **Special Income/Expenditure Account**

This account is reserved for the recording of transactions, which are not specifically health related.

(11) **Comparative Analysis**

The accounts show as comparatives, the previous 12-month period ended on 31st December 1998 see note N16 explaining the unique circumstances.

(12) **National Development Plan 2000 - 2006**

There has been a change in Capital Funding it is the first time that the Health Services have been included to a significant degree in a seven year National Investment Plan

**SUMMARY INCOME AND EXPENDITURE ACCOUNT (NON-CAPITAL)
FOR FOURTEEN MONTH PERIOD ENDING 29 FEBRUARY 2000**

LINE		14 Months 29/2/2000 £	1998 £
1	DEFICIT BROUGHT FORWARD FROM PREVIOUS YEAR	(4,787,295)	(3,883,876)
2	ADDITIONAL FUNDING BY THE DEPARTMENT OF HEALTH IN RESPECT OF PRIOR YEARS	2,786,000	5,626,000
3	ADJUSTED OPENING (DEFICIT)/SURPLUS	(2,001,295)	1,742,124
4	NET HEALTH SERVICE EXPENDITURE IN RESPECT OF Fourteen Months ending 29/2/2000	(728,894,311)	(517,706,419)
5	SUB-TOTAL	(730,895,606)	(515,964,295)
6	TOTAL CURRENT YEAR APPROVED ALLOCATION	718,221,000	511,177,000
7	DEFICIT CARRIED FORWARD TO FOLLOWING YEAR	(12,674,606)	(4,787,295)

PROGRAMME ANALYSIS OF EXPENDITURE AND INCOME

LINE NO		PAY £	NON-PAY £	GROSS EXPENDITURE £	INCOME £	EXPENDITURE (NET) £	EXPENDITURE (NET) £
a	General Hospital Programme	115,488,736	85,103,653	200,592,389	(15,587,869)	185,004,520	136,134,925
b	Special Hospital Programme	113,680,671	110,317,668	223,998,339	(7,319,807)	216,678,532	144,658,254
c	Community Care Programme	97,619,356	209,661,081	307,280,437	(8,458,540)	298,821,897	213,604,401
d	Central Services	12,598,887	21,296,303	33,895,190	(5,505,828)	28,389,362	23,308,839
e	TOTAL	339,387,650	426,378,705	765,766,355	(36,872,044)	728,894,311	517,706,419

CAPITAL INCOME AND EXPENDITURE ACCOUNT FOR THE FOURTEEN MONTH PERIOD ENDED 29/02/2000

Programme	OPENING BALANCE	INCOME					EXPENDED	CLOSING BALANCE	
	Un-expended (CR) Expended In - Excess DR	DOH Capital	EU Funding	Charge on Non-Capital I&E Account	Application of Proceeds of Disposals Accounts	Other	Total Income	Total	Un-expended (CR) Expended In - Excess DR
	£	CR £	CR £	CR £	CR £	CR £	CR £	£	£
General Hospitals	(4,561,118)	16,031,067	0	0	3,365,035	201,118	19,597,219	(20,892,033)	(5,855,932)
Special Hospitals	(2,546,401)	10,665,645	0	0	815,370	0	11,481,015	(13,729,479)	(4,794,865)
Community Care	(5,432,917)	9,248,033	0	0	3,032,034	95,573	12,375,640	(11,629,380)	(4,686,657)
Central Services	(6,282,426)	7,347,537	0	305,333	0	441,648	8,094,517	(7,733,324)	(5,921,233)
TOTAL	(18,822,862)	43,292,281	0	305,333	7,212,440	738,339	51,548,393	(53,984,218)	(21,258,687)

BALANCE SHEET OF THE EASTERN HEALTH BOARD AS AT 29TH FEBRUARY 2000

		29/02/2000 £	31/12/1998 £
FIXED ASSETS			
Tangible Assets	(Note N1)	208,302,162	170,252,621
		208,302,162	170,252,621
CURRENT ASSETS			
Stocks	(Note N12)	4,176,010	4,150,884
Property Purchase Deposits		2,400,000	3,600,000
Debtors	(Note N3)	59,778,043	54,275,158
Cash at bank or in hand		23,612,945	12,041,846
		89,966,998	74,067,888
CREDITORS			
Bank Loans & Overdrafts	(Note N4)	20,069,192	19,391,040
Other Creditors	(Note N4)	89,344,672	65,174,416
		109,413,864	84,565,456
TOTAL ASSETS LESS LIABILITIES			
		188,855,296	159,755,053
CAPITAL AND RESERVES			
Non-Capital Income & Expenditure Account	(Form 1 line 7)	(12,674,606)	(4,787,295)
Capital Fund :-			
Capitalisation Account	208,302,162 (Note N5)		
Less Deficit on Capital Income & Expenditure Account	(7,446,924) (Note N8)	200,855,238	160,931,418
Deferred Income Account	(Note N7)	2,400,000	3,612,252
Special Income & Expenditure Account	(Form 8)	(1,725,336)	(1,322)
		188,855,296	159,755,053

**NON-CAPITAL INCOME AND EXPENDITURE ANALYSIS FOR THE FOURTEEN MONTHS ENDING 29/2/2000
SUMMARY BY PROGRAMME AND SUBJECTIVE HEADING**

		GENERAL HOSPITAL PROGRAMME	SPECIAL HOSPITAL PROGRAMME	COMMUNITY CARE PROGRAMME	CENTRAL SERVICES	TOTAL 14 m/e 29/2/2000	TOTAL 1998
		£	£	£	£	£	£
1	Management/Administration	5,974,182	5,273,101	13,017,500	7,565,117	31,829,900	23,711,281
2	Medical/Dental	11,989,572	12,839,205	11,775,712	971,951	37,576,440	29,771,570
3	Nursing	47,330,461	55,579,977	22,438,823	198,472	125,547,733	91,955,733
4	Paramedical	7,321,755	6,356,639	25,508,715	402,871	39,589,980	31,106,742
5	Support Services	30,307,346	21,397,269	15,400,455	2,006,773	69,111,843	52,944,384
6	Maintenance Pay	2,801,290	2,703,060	1,210,526	269,352	6,984,228	6,055,620
7	Superannuation Pay	9,764,130	9,531,420	8,267,625	1,184,351	28,747,526	23,061,098
8	TOTAL PAY	115,488,736	113,680,671	97,619,356	12,598,887	339,387,650	258,606,429

**NON-CAPITAL INCOME AND EXPENDITURE ANALYSIS FOR THE FOURTEEN MONTHS ENDING 29/2/2000
SUMMARY BY PROGRAMME AND SUBJECTIVE HEADING**

	GENERAL HOSPITAL PROGRAMME	SPECIAL HOSPITAL PROGRAMME	COMMUNITY CARE PROGRAMME	CENTRAL SERVICES	TOTAL 14 m/e 29/2/2000	TOTAL 1998
	£	£	£	£	£	£
9 Drugs & Medicines	4,355,533	2,876,833	2,644,672	86,760	9,963,798	7,865,863
10 Blood/Blood Products	516,232	5,567	9,355	0	531,154	328,369
11 Medical Gases	275,294	14,381	5,270	113	295,058	269,206
12 Medical/Surgical Supplies	2,571,996	886,900	1,132,369	7,221	4,598,486	5,002,124
13 Other Medical Equipment	717,552	127,358	559,022	5,033	1,408,965	848,770
14 Supp & Contracts Other Med Equip	2,578,016	86,888	842,500	180,911	3,688,315	2,007,987
15 X-Ray/Imaging	627,722	27,370	35,038	431	690,561	721,408
16 Laboratory	1,961,988	957,248	1,081,193	23,764	4,024,193	3,020,103
17 Catering	2,495,426	2,765,150	1,090,500	226,295	6,577,371	4,966,915
18 Heat, Power & Light	1,464,470	1,762,574	952,376	244,788	4,424,208	3,200,510
19 Cleaning & Washing	3,654,987	1,039,278	831,019	160,656	5,685,940	3,698,561
20 Furniture, Crockery & Hardware	577,593	835,253	572,028	86,241	2,071,115	1,378,313
21 Bedding & Clothing	858,358	532,050	255,603	5,671	1,651,682	1,022,603

**NON-CAPITAL INCOME AND EXPENDITURE ANALYSIS FOR THE FOURTEEN MONTHS ENDING 29/2/2000
SUMMARY BY PROGRAMME AND SUBJECTIVE HEADING**

	GENERAL HOSPITAL PROGRAMME	SPECIAL HOSPITAL PROGRAMME	COMMUNITY CARE PROGRAMME	CENTRAL SERVICES	TOTAL 14 m/e 29/2/2000	TOTAL 1998
	£	£	£	£	£	£
22 Maintenance	1,616,232	3,242,384	1,682,398	285,629	6,826,643	6,312,127
23 Education & Training	646,588	773,825	818,614	1,383,505	3,622,532	2,391,146
24 Travel & Subsistence	464,148	2,004,062	3,356,023	1,030,540	6,854,773	4,864,733
25 Transport (Patient)	8,632,617	790,456	419,570	190	9,842,833	5,523,424
26 Vehicles Purchased	399,690	101,255	39,550	211,844	752,339	257,146
27 Vehicles Running costs	691,113	52,000	20,713	2,821	766,647	455,005
28 Bank loan & Finance Leases	0	0	0	151,846	151,846	116,792
29 Bank Interest	23,743	19,141	23,760	199,098	265,742	287,451
30 Bank Charges	0	167	1,047	142,793	144,007	153,932
31 Insurance	959,852	624,101	301,173	1,504,985	3,390,111	2,921,314
32 Audit	2,656	3,050	13	88,910	94,629	78,882
33 Legal	85,628	33,891	171,149	3,538,081	3,828,749	1,794,002
34 Bad & Doubtful Debts	642,019	192,315	46,664	28,269	909,267	(264,132)

**NON-CAPITAL INCOME AND EXPENDITURE ANALYSIS FOR THE FOURTEEN MONTHS ENDING 29/2/2000
SUMMARY BY PROGRAMME AND SUBJECTIVE HEADING**

	GENERAL HOSPITAL PROGRAMME	SPECIAL HOSPITAL PROGRAMME	COMMUNITY CARE PROGRAMME	CENTRAL SERVICES	TOTAL 14 m/e 29/2/2000	TOTAL 1998
	£	£	£	£	£	£
35 Office Expenses Rent/Rates	3,281,354	4,952,861	6,543,526	3,290,039	18,067,780	12,920,741
36 Computer	161,299	450,287	894,725	2,326,710	3,833,021	2,356,937
37A Professional Services	2,047,414	1,819,701	8,449,191	749,547	13,065,853	7,109,919
37B Grants to G.P.s	0	0	0	0	0	392,447
37C G.P. Unit	1,750	18,325	391,420	629	412,124	-
37D Dental Treatment Services Scheme	0	0	4,551,723	0	4,551,723	2,753,273
38 Grants to Outside Agencies	22,174,189	70,544,525	48,775,502	4,650,878	146,145,094	94,968,457
39 Cash Allowances	19,111	411,448	15,530,660	0	15,961,219	11,650,022
40 Capitation Payments	20,134,724	9,809,496	723,835	2,618	30,670,673	23,633,368
41 Community Drugs	0	0	96,838,861	0	96,838,861	65,538,253
42 Miscellaneous	464,359	2,557,528	10,070,019	679,487	13,771,393	10,365,065
43 TOTAL NON-PAY	85,103,653	110,317,668	209,661,081	21,296,303	426,378,705	290,911,036
44 TOTAL GROSS EXPENDITURE	200,592,389	223,998,339	307,280,437	33,895,190	765,766,355	549,517,465

**NON-CAPITAL INCOME AND EXPENDITURE ANALYSIS FOR THE FOURTEEN MONTHS ENDING 29/2/2000
SUMMARY BY PROGRAMME AND SUBJECTIVE HEADING**

		GENERAL HOSPITAL PROGRAMME	SPECIAL HOSPITAL PROGRAMME	COMMUNITY CARE PROGRAMME	CENTRAL SERVICES	TOTAL 14 m/e 29/2/2000	TOTAL 1998
		£	£	£	£	£	£
A	Superannuation Income	(3,249,613)	(3,182,591)	(2,742,794)	(1,860,853)	(11,035,851)	(11,106,276)
B	Other Payroll Deductions	(32,427)	(106,261)		(9,893)	(148,581)	(146,093)
45	PAYROLL DEDUCTIONS						
A	Maintenance Charges	(718,617)				(718,617)	(1,058,128)
B	In-Patient Charges	(946,980)	(95,990)			(1,042,970)	(1,016,560)
C	Out-Patient Charges	(211,016)		(9,190)	(156)	(220,362)	(210,051)
D	RTA	(167,325)				(167,325)	(124,267)
E	Long Stay	(7,467,073)	(1,729,657)	(947,611)		(10,144,341)	(7,851,500)
F	Other Patient Charges						(830)
46	PATIENT INCOME						
A	Agency/Services	(535,308)	(643,976)	(1,772,138)	(42,263)	(2,993,685)	(2,588,272)
B	Canteen Receipts	(617,942)	(184,540)	(90,766)	0	(893,248)	(789,487)
C	Other Income	(1,641,558)	(793,459)	(2,896,041)	(3,575,186)	(8,906,244)	(6,317,077)
47	OTHER INCOME	0	0	0	0	0	0
A	ESF Grants	(10)	(583,333)	0	(17,477)	(600,820)	(537,875)
B	Other Grants	0	0	0	0	0	(64,630)
48	OTHER GRANTS	0	0	0	0	0	0
49	TOTAL INCOME	(15,587,869)	(7,319,807)	(8,458,540)	(5,505,828)	(36,872,044)	(31,811,046)
50	TOTAL NET EXPENDITURE	185,004,520	216,678,532	298,821,897	28,389,362	728,894,311	517,706,419

**SUMMARY OF EXPENDITURE AND INCOME BY PROGRAMME
FOR FOURTEEN MONTHS ENDING 29 FEBRUARY 2000**

INSTITUTION OR SERVICE		PAY £	NON-PAY £	GROSS EXPENDITURE £	INCOME £	NET EXPENDITURE 14 m/e 29/2/2000 £	NET EXPENDITURE 1998 £
1	Ambulance/Transport	8,906,212	10,750,333	19,656,545	(910,828)	18,745,717	12,406,253
2	Long Stay Hospitals & Homes	326,122	41,666,218	41,992,340	(1,359,566)	40,632,774	28,910,868
3	Cherry Orchard Hospital	8,485,951	2,178,330	10,664,280	(595,626)	10,068,653	9,037,090
4	James Connolly Memorial Hospital	30,116,648	9,919,202	40,035,851	(2,841,223)	37,194,628	28,168,292
5	Naas Hospital	12,027,139	3,807,687	15,834,826	(813,965)	15,020,861	12,513,410
6	Athy Hospital	5,404,336	1,085,113	6,489,448	(1,116,361)	5,373,087	4,341,924
7	Baltinglass Hospital	1,998,252	402,661	2,400,914	(447,408)	1,953,506	1,572,263
8	St. Mary's Hospital	10,395,554	2,580,327	12,975,883	(1,673,004)	11,302,879	9,199,808
9	Vergemount Hospital	2,866,456	417,494	3,283,951	(482,806)	2,801,145	2,274,519
10	St. Bridgid's Home	3,722,820	816,957	4,539,776	(762,428)	3,777,348	3,105,624
11	Bru Chaomhin Hospital	4,037,134	876,833	4,913,967	(771,473)	4,142,495	3,236,373
12	St. Clare's Home	1,853,195	458,808	2,312,003	(371,263)	1,940,740	1,365,412
13	Community Unit - Navan Road	1,091,763	259,510	1,351,272	(173,553)	1,177,719	928,892
14	St. Columcille's Hospital	13,135,339	5,796,138	18,931,477	(1,265,698)	17,665,779	12,675,840
15	St. Colman's Hospital	3,516,129	607,179	4,123,308	(678,280)	3,445,028	2,650,987
16	Wicklow General Hospital	903,306	143,046	1,046,353	(157,368)	888,985	707,868
17	Sir Patrick Dun's	772,290	229,386	1,001,676	(108,092)	893,584	713,222
18	South Circular Road	1,375,196	322,134	1,697,330	(186,277)	1,511,052	815,195
19	Meath Hospital	1,625,994	824,944	2,450,938	(249,413)	2,201,524	705,467
20	St Clares Unit	164,522	175,075	339,597	(4,659)	334,938	47,964
21	SUB-TOTAL	112,724,358	83,317,375	196,041,735	(14,969,291)	181,072,442	135,377,272
22	Programme Admin	2,764,377	1,786,279	4,550,657	(618,576)	3,932,082	757,653
23	TOTAL GENERAL HOSPITALS	115,488,735	85,103,654	200,592,392	(15,587,867)	185,004,524	136,134,926

**SUMMARY OF EXPENDITURE AND INCOME BY PROGRAMME
FOR FOURTEEN MONTHS ENDING 29 FEBRUARY 2000**

INSTITUTION OR SERVICE		PAY £	NON-PAY £	GROSS EXPENDITURE £	INCOME £	NET EXPENDITURE 14 m/e 29/2/2000 £	NET EXPENDITURE 1998 £
1	St. Ita's	11,933,503	3,186,977	15,120,480	(663,438)	14,457,042	12,728,779
2	Dublin NE City, Nth Cnty	3,580,050	1,347,154	4,927,205	(474,540)	4,452,664	2,598,280
3	Dublin North City	3,200,916	1,297,022	4,497,938	(105,930)	4,392,007	3,297,045
4	St. Brendan's	15,908,317	4,179,810	20,088,125	(513,464)	19,574,662	16,590,330
5	Dublin North West	4,777,872	2,232,383	7,010,254	(675,318)	6,334,938	3,737,117
6	Dublin South East City	5,844,154	1,399,870	7,244,024	(493,009)	6,751,015	5,368,240
7	St. Patrick's	0	6,198,339	6,198,339	0	6,198,339	4,532,694
8	St. John of God's	0	6,593,791	6,593,791	(15,360)	6,578,431	5,348,659
9	St. Loman's	10,950,953	1,692,237	12,643,190	(178,288)	12,464,902	9,225,616
10	Dublin West & North Kildare	3,690,424	1,362,837	5,053,261	(436,780)	4,616,481	2,383,294
11	Newcastle	2,757,303	999,349	3,756,651	(194,182)	3,562,469	3,622,013
12	Wicklow Services	1,982,704	1,038,960	3,021,664	(132,782)	2,888,882	976,983
13	Kildare Services	2,996,914	1,465,841	4,462,755	(85,880)	4,376,876	2,435,098
14	Regional Services General	2,314,420	1,821,316	4,135,735	(117,869)	4,017,866	3,525,194
15	Homeless Services	781,676	763,835	1,545,511	(83,794)	1,461,717	1,183,927
16	Mental Handicapped Centres	20,459,405	60,030,440	80,489,845	(2,377,883)	78,111,962	43,680,163
17	Central Mental Hospital	6,792,766	1,100,911	7,893,677	(219,861)	7,673,816	6,448,436
18	Central Mental Hosp - Forensic	83,009	30,370	113,378	0	113,378	93,600
19	AIDS/Drugs	13,291,510	12,759,465	26,050,975	(482,211)	25,568,763	16,268,909
20	SUB-TOTAL	111,345,896	109,500,907	220,846,798	(7,250,589)	213,596,210	144,044,378
21	Programme Admin.	2,334,776	816,762	3,151,538	(69,220)	3,082,318	613,872
22	TOTAL SPECIAL HOSPITALS	113,680,672	110,317,669	223,998,336	(7,319,809)	216,678,528	144,658,250

**SUMMARY OF EXPENDITURE AND INCOME BY PROGRAMME
FOR FOURTEEN MONTHS ENDING 29 FEBRUARY 2000**

	INSTITUTION OR SERVICE	PAY £	NON-PAY £	GROSS EXPENDITURE £	INCOME £	NET EXPENDITURE 14 m/e 29/2/2000 £	NET EXPENDITURE 1998 £
1	Dental Services	9,447,503	8,803,742	18,251,245	(31,589)	18,219,656	12,760,947
2	Ophthalmic Services	69,138	1,795,150	1,864,288	0	1,864,288	1,283,429
3	Maternity Services	0	1,375,405	1,375,405	(575)	1,374,830	989,775
4	Health Promotion/Education	586,778	1,197,973	1,784,751	(250,156)	1,534,595	929,942
5	Provision of Medicines	265,536	97,720,800	97,986,336	(56,708)	97,929,628	68,179,273
6	TOTAL - Community Health Programme	10,368,955	110,893,070	121,262,025	(339,028)	120,922,997	84,143,366
7	Control of Infectious Diseases	36,886	4,633,402	4,670,287	(178,627)	4,491,660	3,067,607
8	Environmental Health Services	4,954,783	1,847,256	6,802,039	(1,980,013)	4,822,026	4,186,389
9	TOTAL - Community Protection Programme	4,991,669	6,480,658	11,472,326	(2,158,640)	9,313,686	7,253,996
10	Child Care	21,626,279	44,608,200	66,234,478	(485,394)	65,749,084	45,286,716
11	Care of the Disabled	8,648	21,857,250	21,865,899	(14,238)	21,851,661	16,837,353
12	Care of the Elderly	2,129,023	5,011,849	7,140,872	(38,458)	7,102,414	5,326,540
13	Grants to Outside Bodies	93,827	1,029,859	1,123,685	(50,255)	1,073,430	1,017,412
14	Other Direct Services	1,014,677	878,025	1,892,701	(6,000)	1,886,701	1,168,979
15	TOTAL - Community Welfare Programme	24,872,454	73,385,183	98,257,635	(594,345)	97,663,290	69,636,999
	SUB-TOTAL C/F (lines 6, 9 & 15)	40,233,078	190,758,911	230,991,986	(3,092,013)	227,899,973	161,034,361

**SUMMARY OF EXPENDITURE AND INCOME BY PROGRAMME
FOR FOURTEEN MONTHS ENDING 29 FEBRUARY 2000**

INSTITUTION OR SERVICE		PAY £	NON-PAY £	GROSS EXPENDITURE £	INCOME £	NET EXPENDITURE 14 m/e 29/2/2000 £	NET EXPENDITURE 1998 £
SUB-TOTAL C/F (lines 6, 9 & 15)		40,233,078	190,758,911	230,991,986	(3,092,013)	227,899,973	161,034,361
16	Area Medical Officers	4,127,231	330,124	4,457,356	(124,636)	4,332,719	3,823,727
17	Public Health Nurses	14,367,013	576,301	14,943,314	(30,000)	14,913,314	11,814,925
18	Social Workers	9,662,143	1,436,069	11,098,212	(462,174)	10,636,038	8,153,031
19	Home Helps	13,884	7,730,221	7,744,105	(2,525)	7,741,580	5,844,163
20	Community Welfare Officers	0	0	0	0	0	257
21	Other Support Staff	3,983,900	403,198	4,387,098	(59,530)	4,327,568	3,009,992
22	Local Administration	10,198,261	5,844,323	16,042,585	(270,495)	15,772,089	11,655,337
23	Other	1,116,613	295,189	1,411,802	(732,401)	679,401	672,836
24	TOTAL - Suport Services	43,469,047	16,615,426	60,084,473	(1,681,760)	58,402,713	44,974,268
25	Baggot St. Community Hospital	2,366,031	730,844	3,096,876	(197,501)	2,899,375	2,440,903
26	The Orchard Welfare Home	360,944	112,333	473,277	(174,741)	298,536	174,954
27	St. Broc's Welfare Home	201,894	123,818	325,712	(175,142)	150,570	58,775
28	Clarehaven Welfare Home	313,895	78,741	392,636	(164,073)	228,563	189,982
29	Drogheda Memorial Hospital	113,522	103,259	216,781	(97,772)	119,009	391,408
30	Ashgrove House Welfare Home	316,243	77,287	393,530	(170,104)	223,426	126,100
31	TOTAL - Institutions in Community Care	3,672,530	1,226,282	4,898,812	(979,331)	3,919,481	3,382,122
32	SUB-TOTAL	87,374,655	208,600,619	295,975,271	(5,753,104)	290,222,169	209,390,751
33	SUPERANNUATION	8,267,625	0	8,267,625	(2,486,682)	5,780,943	3,385,214
34	Programme Admin.	1,977,074	1,060,465	3,037,539	(37,397)	3,074,935	828,436
35	TOTAL COMMUNITY CARE	97,619,354	209,661,084	307,280,435	(8,277,183)	299,078,047	213,604,402

**HEALTH CONTRIBUTIONS AND LEVIES BANK ACCOUNT
FOR FOURTEEN MONTHS ENDING 29TH FEBRUARY 2000**

	HEALTH CONTRIBUTIONS	YOUTH EMPLOYMENT LEVY	INCOME LEVY	TOTAL 29/2/2000	TOTAL 1998
Cash on Hand and at Bank 1st January 1999	0	0	0	0	0
Total Net Collections during the year	0	0	0	0	0
Other					
Less cash Transmitted to:					
Revenue Account	0	0	0	0	0
Department of Labour	0	0	0	0	0
Department of Finance	0	0	0	0	0
Cash on Hand and at Bank 29th February 2000	0	0	0	0	0

**SUPPLEMENTARY WELFARE ALLOWANCE INCOME AND EXPENDITURE ACCOUNT
FOR YEAR ENDING FOURTEEN MONTHS ENDING 29 FEBRUARY 2000**

	14 M/E 29/2/2000	1998
	£	£
A. Total Expenditure		
Cash Allowances	8,651,507	43,249,684
Clothing & Footwear	2,749,865	3,324,482
Total Supplementary Welfare Allowances	11,401,372	46,574,166
Management & Service Provision Costs	9,775,205	8,237,206
Total Expenditure	21,176,577	54,811,372
B. Advances from Dept of Social Welfare	(13,792,267)	(63,902,943)
C. Balance on the Period	7,384,310	(9,091,571)
D. Opening Balance	(9,349,150)	(257,579)
E. Closing Balance	(1,964,840)	(9,349,150)

**DISABLED PERSONS MAINTENANCE ALLOWANCE INCOME & EXPENDITURE ACCOUNT
FOR THE FOURTEEN MONTHS ENDING 29 FEBRUARY 2000**

	14 M/E 29/2/2000 £	1998 £
A. EXPENDITURE		
Total Disabled Persons Maintenance Allowances	0	0
Total Expenditure	0	0
B. ADVANCES FROM DEPARTMENT OF SOCIAL WELFARE	0	0
C. BALANCE ON THE Period	0	0
D. OPENING BALANCE	10,053	10,053
E. CLOSING BALANCE	10,053	10,053

SPECIAL INCOME AND EXPENDITURE ACCOUNT

	14 M/E 29/2/2000		1998
	£	£	£
INCOME			
Balance Forward		(1,322)	572,602
(i) Department of Tourism, Sport & Recreation Community Task Force	2,704,277	2,704,277	1,500,000
(ii) Department of Environment Eastern Community Works	1,096,000	1,096,000	900,000
Total		3,798,955	2,972,602
EXPENDITURE			
(i) Department of Tourism, Sport & Recreation			
Addiction Response	12,461		
Addiction Response Dublin 12 Task Force	142,306		
Ana Liffey Project	53,666		
Ballyfermot Drugs Task Force	125,142		
Ballyfermot Partnership	1,275		
Ballyfermot Star	250,000		
Ballymun Local Drugs	104,228		
Ballymun Youth Action	196,374		
Barnardos	38,739		
Barnardos Ballymun Task Force	25,000		
Barnardos Dún Laoghaire /Rathdown	16,152		
Beldale View Drug Awareness.	31,500		
Blakestown Mountview	425,594		
Blanchardstown Drugs	746		
Brass Munkie	500		
Brookfield Addiction	15,000		
Canal Community Response./Sth Inner City	30,018		
Carp Killinarden	18,000		
City of Dublin V.E.C.	6,425		
Clondalkin Addiction	18,000		
Clondalkin Drug Task Force	434,159		
Clondalkin Womens Network.	3,000		
Community Addiction	12,000		
Community Addiction-Sth Inner City	34,710		
Community Arts Programme-Clondalkin.	1,700		
Community Awareness-Blanchardstown	1,692		
Community Family Training	100,000		
Community Response-Canal	67,000		
Coolmine House	93,333		
Copping On- City	455		
Corduff Mulhudart	106,055		

SPECIAL INCOME AND EXPENDITURE ACCOUNT

	14 M/E 29/2/2000		1998
	£	£	£
Crumlin Local Drugs	4,486		
Crumlin Task Force	45,931		
Donmore Community Drug Task Force	25,000		
Donnycamey Community	48,336		
Dublin City Wide	600		
Dublin North East Drugs	39,455		
Dún Laoghaire Rathdown Task Force	62,735		
Dundrum/Dún Laoghaire	30,000		
Fettercairn Drugs Tallaght Task Force	27,692		
Finglas Against Drugs	1,500		
Finglas Cabra Drugs	133,832		
Finglas Cabra Partnership.	3,000		
Finglas South Community	25,842		
Greater Blanchardstown	135,430		
Hartstown Community	3,000		
Hesed House - Canal Community	121,166		
Huntstown, Hartstown	57,945		
Inchicore Community	79,333		
Inter Agency Drugs	16,667		
Inter Agency Drugs-Nth Inner City	13,334		
Jobstown Assiting	18,333		
Killbarack Community Families Against Drugs	60,000		
Line Projects Steering Group	3,000		
M.A.C.R.O-Nth Inner City	106,666		
Marino Institute	175		
Mater Dei Counselling	5,000		
Merchant Quay Project.	170,000		
Mounttown Community	47,907		
North Inner City Task Force	10,550		
North West Inner City	92,669		
Northside Counselling	12,425		
Partners Support Group	22,970		
Productive Personnel Ltd.-Dev. Fund Ballyfermot Task Force	1,675		
Rialto Community DR- Canal	4,400		
Rialto Community NE - Canal	109,962		
Rialto Development - Canal	62,000		
Ringsend and District Response	37,490		
Salesian Youth Enterprises.	31,666		
Saol Nua Drug Treatment.	26,700		
Soilse/Rutland Centre	46,867		
Southside Partnership	13,500		
St. Aengus Community	70,000		
St. Bernadettes Senior Nat. School	2,252		
St. Dominics Response.	66,916		
St. Monicas Community Council.	96,728		
Tallaght Rehabilitation.	2,000		

SPECIAL INCOME AND EXPENDITURE ACCOUNT

	14 M/E 29/2/2000		1998
	£	£	£
Tallaght Community	2,000		
Tallaght Partnership	850		
The Cavan Centre	73,333		
The Millennium Carving project.	255,000		
The Southside Partnership - Dún Laoghaire-Rathdown.	17,500		
Wasp Community Education	26,333		
SUB-TOTAL	4,737,380	4,737,380	2,088,700
(ii) Department of Environment Eastern Community Works	786,911	786,911	885,225
Total		5,524,291	2,973,925
Balance Forward		(1,725,336)	(1,323)

TANGIBLE ASSETS

Note 1 TANGIBLE ASSETS PART 1

	Land	Buildings	Work-in-Progress Building	Equipment	Vehicles	Total This Year
	£	£	£	£	£	£
COST OR VALUATION	0	0	0	0	0	0
at 1 January (1999)	0	0	0	0	0	0
1 cost	43,175,000	122,031,341	6,252,892	10,939,454	3,035,802	185,434,490
2 Prior Year Adjustment	0	0	1,926,363	0	0	1,926,363
3 Transfers	0	0	0	0	0	0
4 subtotal	43,175,000	122,031,341	8,179,255	10,939,454	3,035,802	187,360,853
ADDITIONS AT COST	0	0	0	0	0	0
5 from non capital	0	34,485	992,702	2,258,804	706,240	3,992,231
6 all other	0	10,938,550	22,715,417	7,715,023	420,031	41,789,021
7 Transfers	0	8,790,769	(8,790,769)	0	0	0
8 DISPOSALS AT GROSS BOOK VALUE	(13,055,000)	(689,723)	0	0	(152,123)	(13,896,846)
9 REVALUATIONS	13,055,000	(548,889)	0	0	0	12,506,111
10 COST VALUATION 29/02/2000	43,175,000	140,556,533	23,096,605	20,913,281	4,009,950	231,751,370
DEPRECIATION	0	0	0	0	0	0
11 accumulated depreciation at 1 January 1998	0	7,962,054	0	5,014,020	2,205,795	15,181,869
12 charge for 14 months ending 29 February 2000	0	3,810,921	0	3,908,862	684,771	8,404,554
13 less disposals	0	(1,982)	0	0	(135,234)	(137,216)
14 ACCUMULATED DEPRECIATION	0	11,770,993	0	8,922,882	2,755,332	23,449,207
NET BOOK AMOUNTS	0	0	0	0	0	0
15 29/02/2000	43,175,000	128,785,540	23,096,605	11,990,399	1,254,618	208,302,162
16 31.12.1998	43,175,000	114,069,287	6,252,892	5,925,434	830,007	170,252,620

TANGIBLE ASSETS**Reconciliation of Capital Expenditure for the Fourteen Months ending 29th February 2000****Capital Expenditure in the Period**

<i>Additions</i>			
1 LAND		£	0
2 BUILDINGS		£	10,938,550
3 WORK IN PROGRESS		£	22,715,417
4 EQUIPMENT		£	
4.1 Equipment [£5000(+)]	£	5,844,038	
4.2 Sundry Equipment [£5000(-)]	£	1,279,441	
4.3 Unit Equipment [£5000(-)]	£	476,087	£ 7,599,566
5 VEHICLES		£	364,039
Sub Total Additions capitalised		£	41,617,572
<i>Non Additions</i>			
6 MAINTENANCE		£	3,129,477
7 CAPITAL GRANTS TO OUTSIDE AGENCIES		£	9,237,169
Total Capital Expenditure (ref Form 2)		£	53,984,218

FINANCIAL ASSETS

	14 m/e 29/2/2000 £	1998 £
The Board had no Financial Assets in the fourteen month period to 29/2/00	Nil	Nil
	Nil	Nil

DEBTORS

	14 months to 29/2/00 £	1998 £
1 Department of Health - Capital balances due on approved grants	1,514,811	2,146,979
2 Department of Health - Non-capital balance due up to approved allocation (Note 6)	36,643,798	40,330,799
3 Patient debtors	1,273,333	1,592,337
4 Other debtors	2,585,588	6,183,820
5 (a) Local Authorities	8,540,963	7,501
(b) E.S.F. Account		113,163
(c) Department of Social, Community & Family Affairs (DSCFA)		214,000
(d) Department of Environment		0
6 Prepayments	9,219,550	3,686,559
Total	59,778,043	54,275,158

CREDITORS

Creditors	LESS THAN 1 YEAR	MORE THAN 1 YEAR	TOTAL 14 Months to 29/2/00	TOTAL 1998
	£	£	£	£
1 Bank Loans and Overdrafts	16,902,601	3,166,591	20,069,192	19,391,040
Other Creditors				
2 Non Pay Creditors	27,551,907		27,551,907	18,190,380
3 Accruals Pay and Non Pay	53,042,739		53,042,739	29,165,579
4 Tax and P.R.S.I.	5,441,053		5,441,053	8,137,464
5 DSCFA Other Grants (from the Department and Local Authorities)	1,954,787		1,954,787	9,339,097
6 Lottery Grants Payable	194,800		194,800	96,580
7 Sundry Creditors	1,159,386		1,159,386	245,316
TOTAL	106,247,273	3,166,591	109,413,864	84,565,456

The bank loan is repayable in the following periods after 29th February 2000

Amount repayable within one year			115,410	128,763
Amount repayable within two to five years			553,968	871,014
Amount repayable after five years			2,612,623	2,434,070
Total			3,282,001	3,433,847

CAPITALISATION ACCOUNT

NOTE 5

	£	1998 £
Opening balance 1/1/1999	170,252,620	146,863,307
Adjustment to Opening Balance	1,926,363	0
Addition to Fixed Assets in the Fourteen Month Period.	45,781,252	16,350,990
less Net Book Value of Fixed Assets disposed in the period.	(13,759,630)	(10,050,760)
Depreciation charge for Fourteen Months to 29/2/2000	(8,404,554)	(5,489,353)
Revaluation of fixed assets	12,506,111	22,578,437
Closing balance 29/02/2000	208,302,162	170,252,620

**STATEMENT OF NON-CAPITAL ADVANCES AND BALANCES FROM THE DEPARTMENT OF HEALTH
IN RESPECT OF THE FOURTEEN MONTHS ENDING 29/2/00 AND PREVIOUS YEAR**

NOTE 6

	TOTAL £
(i) CURRENT YEAR 2000	0
1 TOTAL APPROVED ALLOCATION in respect of the fourteen months.	718,221,000
2 REMITTANCES FROM DEPARTMENT OF HEALTH IN RESPECT OF fourteen months to 29/2/00	681,768,000
3 BALANCE DUE FROM DEPARTMENT OF HEALTH ON APPROVED ALLOCATION AT 29/2/00	36,453,000
(ii) PREVIOUS YEARS	0
4 BALANCE DUE FROM DEPARTMENT OF HEALTH ON APPROVED ALLOCATION AT 1/1/1999 (AS ADJUSTED-SEE NOTE BELOW)	43,116,798
5 REMITTANCES FROM DEPARTMENT OF HEALTH IN RESPECT OF PREVIOUS YEARS	42,926,000
6 BALANCE DUE FROM DEPARTMENT OF HEALTH IN RESPECT OF PREVIOUS YEARS AT 29/2/00	190,798
7 TOTAL BALANCES DUE FROM DEPARTMENT OF HEALTH AT 29/2/00	36,643,798

NOTE:

BALANCE DUE AT 1.1.1999	40,330,798
APPROVED FUNDING IN RESPECT OF PRIOR YEARS	2,786,000
	43,116,798

DEFERRED INCOME

NOTE 7

	14 m/e 29/2/2000 £	1998 £
Monies held by law agents in respect of prospective sale of land	2,400,000	3,600,000
Food hygiene fines	0	12,252
TOTAL	2,400,000	3,612,252

DEFICIT ON CAPITAL I & E ACCOUNT

NOTE 8

	29/02/2000 £	1998 £
1 Net Closing Balance on Capital Income & Expenditure Account (Form 2)	(21,258,687)	(18,822,862)
2 Less Balance on Proceeds of Disposals Account (S13 Line 7)	13,811,763	9,501,660
Net Deficit	(7,446,924)	(9,321,203)

ANALYSIS OF CAPITAL DEBT

NOTE 9

	INTEREST £	CAPITAL £	TOTAL £
Balance of monies outstanding at 1 January 1999	0	3,433,847	3,433,847
ADD Loans drawn down during the year	0	0	0
Interest charged for year	159,587	0	159,587
	0	0	0
LESS Repayments made in year	(159,587)	(151,846)	(311,433)
Balance of loans outstanding at 29th February 2000	0	3,282,001	3,282,001

NOTE N10 GRANTS TO OUTSIDE AGENCIES - EXPENDITURE FOR FOURTEEN MONTHS ENDING 29 FEBRUARY 2000

Name of Agency	Section 65 £	National Lottery Grants £	Section 10 Child Welfare £	Other Grants (to Outside Agencies)		Total £
				As Directed by the Department of Health £	Other £	
<i>Comm. Care Area 1</i> Elderly Grants	9,000	0	0	0	0	9,000
<i>Comm. Care Area 2</i> Child Care Grants	0	0	17,500	0	0	17,500
Elderly Grants	11,601	0	0	0	0	11,601
Family Support Grants	42,976	0	92,417	0	0	135,393
Motorised Transport Grants	6,014	0	0	0	14,912	20,926
<i>Comm. Care Area 3</i> Elderly Grants	2,811	0	0	0	0	2,811
Motorised Transport Grants	0	0	0	0	5,768	5,768
<i>Comm. Care Area 4</i> Child Care Grants	0	0	76,425	0	0	76,425
Elderly Grants	6,034	0	0	0	14,707	20,741
Home Help Grants	0	0	0	0	20,000	20,000
<i>Comm. Care Area 5</i> Elderly Grants	24,041	0	0	0	0	24,041
Family Support Grants	88,435	0	0	0	0	88,435
<i>Comm. Care Area 6</i> Child Care Grants	0	0	38,500	0	0	38,500
Elderly Grants	8,171	0	0	0	0	8,171
Family Support Grants	74,413	0	0	0	0	74,413
Home Help Grants	22,600	0	0	0	50,566	73,166
Motorised Transport Grants	0	0	0	0	8,377	8,377
<i>Comm. Care Area 7</i> Child Care Grants	0	0	4,874	0	0	4,874
Elderly Grants	112,355	0	0	0	0	112,355
Family Support Grants	28,252	0	32,750	0	27,408	88,410
<i>Comm. Care Area 8</i> Child Care Grants	0	0	15,500	0	0	15,500
Elderly Grants	41,028	0	0	0	0	41,028
Family Support Grants	72,366	0	19,386	0	0	91,752
Home Help Grants	0	0	0	0	104,929	104,929
Motorised Transport Grants	0	0	0	0	11,671	11,671
SUB-TOTAL C/F	550,097	0	297,352	0	258,338	1,105,787

NOTE N10 GRANTS TO OUTSIDE AGENCIES - EXPENDITURE FOR FOURTEEN MONTHS ENDING 29 FEBRUARY 2000

Name of Agency	Section 65 £	National Lottery Grants £	Section 10 Child Welfare £	Other Grants (to Outside Agencies)		Total £
				As Directed by the Department of Health £	Other £	
SUB-TOTAL B/F	550,097	0	297,352	0	258,338	1,105,787
<i>Kildare</i> Child Care Grants	0	0	1,134	0	0	1,134
Elderly Grants	8,550	0	0	0	0	8,550
Family Support Grants	72,917	0	68	0	0	72,985
<i>Wicklow</i> Elderly Grants	6,400	0	0	0	0	6,400
Family Support Grants	89,182	0	0	0	0	89,182
Motorised Transport Grants	0	0	0	0	5,768	5,768
<i>Other</i>						
"50+" Action Group.	0	6,000	0	0	0	6,000
A.S.O.G	667	0	116,000	0	0	116,667
Accord	64,167	0	0	0	0	64,167
After Care Recovery Group	17,500	0	0	0	0	17,500
Age & Opportunity	176,000	4,000	0	0	0	180,000
Age Action Ireland	50,000	5,500	0	3,000	0	58,500
Aids Care Education & Training	41,500	2,000	0	0	0	43,500
Aids Fund	165,333	0	0	0	0	165,333
Aids Help Line	5,000	0	0	0	0	5,000
Alexander Guild Housing Association	0	3,800	0	0	0	3,800
Alzheimer Society Of Ireland	91,333	3,000	10,000	152,000	0	256,333
Alzheimers Support Group	0	5,000	0	0	0	5,000
An Siol	7,000	9,000	0	0	0	16,000
Ana Liffey Project	232,143	0	27,928	0	0	260,071
Anne Sullivan Foundation	503,365	3,000	0	0	0	506,365
Ante-Natal Svs. Coombe	49,070	0	0	0	0	49,070
Aoibhneas	411,833	0	0	0	0	411,833
SUB-TOTAL C/F	2,542,057	41,300	452,482	155,000	264,106	3,454,945

NOTE N10 GRANTS TO OUTSIDE AGENCIES - EXPENDITURE FOR FOURTEEN MONTHS ENDING 29 FEBRUARY 2000

Name of Agency	Section 65 £	National Lottery Grants £	Section 10 Child Welfare £	Other Grants (to Outside Agencies)		Total £
				As Directed by the Department of Health £	Other £	
SUB-TOTAL B/F	2,542,057	41,300	452,482	155,000	264,106	3,454,945
Aosog After School Project.	0	5,000	0	0	0	5,000
Arc	39,583	0	0	0	0	39,583
Ardeen Cheshire Home	782,944	9,000	0	0	0	791,944
Arklow Friendship Associaion	6,634	4,000	0	0	0	10,634
Arklow Mental Health Association	0	2,000	0	0	0	2,000
Arrupe Society	0	0	323,180	0	0	323,180
Arthritis Foundation Of Ireland	1,000	0	0	0	0	1,000
Ash Ireland	0	31,350	0	0	0	31,350
Ashbourne & District Senior Citizens Association	0	0	0	1,000	0	1,000
Asthma Society Of Ireland	8,166	0	0	0	0	8,166
Athy & District Care Of Elderly	0	5,000	0	0	0	5,000
Athy Travellers Club	5,199	2,000	3,492	0	0	10,691
Aughrim Court Residents Association	0	2,000	0	0	0	2,000
Autistic Children's Support Group	0	1,000	0	0	0	1,000
Aware	1,000	3,000	6,000	0	0	10,000
Balcurris Boys Home	0	0	376,525	0	0	376,525
Baldoyle Family Resource Services	0	1,000	0	0	0	1,000
Ballinteer Community School	8,000	0	0	0	11,000	19,000
Ballyboden Children's Centre	81,296	0	0	0	0	81,296
Ballydowd House	0	2,000	0	0	0	2,000
Ballyfermot & Inchicore Home Help	0	1,000	0	0	0	1,000
Ballyfermot Active Age Vol. Group	0	1,000	0	0	0	1,000
Ballymun Day Nursery	107,559	0	3,333	0	0	110,892
Ballymun Residential Project	22,800	0	393,623	0	0	416,423
Ballymun Youth Action	152,449	0	0	0	0	152,449
SUB-TOTAL C/F	3,758,687	110,650	1,558,635	156,000	275,106	5,859,078

NOTE N10 GRANTS TO OUTSIDE AGENCIES - EXPENDITURE FOR FOURTEEN MONTHS ENDING 29 FEBRUARY 2000

Name of Agency	Section 65 £	National Lottery Grants £	Section 10 Child Welfare £	Other Grants (to Outside Agencies)		Total £
				As Directed by the Department of Health £	Other £	
SUB-TOTAL B/F	3,758,687	110,650	1,558,635	156,000	275,106	5,859,078
Ballyogen Comm Dev	10,000	0	13,333	0	0	23,333
Ballyowen Meadows	0	0	209,894	0	0	209,894
Ballyowen Meadows Aftercare	0	0	243,659	0	0	243,659
Ballyowen Meadows Musical Group	0	2,000	0	0	0	2,000
Barrett Cheshire Home	779,748	5,000	0	0	0	784,748
Beaufort Day Care Centre,	0	2,500	0	0	0	2,500
Belvedere Social Service	0	0	250,530	0	0	250,530
Beniscasa Special School	0	0	7,118	0	0	7,118
Blackrock Cheshire Home	116,666	0	0	0	0	116,666
Blakestown Community Resource	0	2,000	0	0	0	2,000
Blakestown Mountview Neighbourhood Youth Project	19,754	5,000	0	0	0	24,754
Blanch Home Start	199	0	28,867	0	0	29,066
Blood Transfusion Srv's Board	0	0	0	3,014,000	0	3,014,000
Bloomfield Hospital	727,490	0	0	0	0	727,490
Board The Employ Of The Blind	0	0	0	0	197,491	197,491
Bodywhys	12,166	1,000	0	0	0	13,166
Bonnybrook Comm. Centre	41,666	0	0	0	0	41,666
Bonnybrook Day Nursery	113,583	0	6,000	0	0	119,583
Bray Cancer Support & Information Ctr.	0	5,630	0	0	0	5,630
Bray Community Enterprise Ltd.	0	5,000	0	0	0	5,000
Bray Drugs Awareness Forum,	1,000	0	0	0	0	1,000
Bray Home Help Service	0	10,000	0	0	0	10,000
Bray Old Folks Assoc	5,000	0	0	0	0	5,000
Bray Travellers Group	0	5,000	0	0	0	5,000
Bray Women's Refuge	199,333	0	0	0	0	199,333
SUB-TOTAL C/F	5,785,292	153,780	2,318,036	3,170,000	472,597	11,899,705

NOTE N10 GRANTS TO OUTSIDE AGENCIES - EXPENDITURE FOR FOURTEEN MONTHS ENDING 29 FEBRUARY 2000

Name of Agency	Section 65 £	National Lottery Grants £	Section 10 Child Welfare £	Other Grants (to Outside Agencies)		Total £
				As Directed by the Department of Health £	Other £	
SUB-TOTAL B/F	5,785,292	153,780	2,318,036	3,170,000	472,597	11,899,705
Brookfield Addiction Support	16,000	0	0	0	0	16,000
Brookfield Day Care Centre	17,914	0	0	0	0	17,914
C.A.S.P	30,000	0	0	0	0	30,000
Cabra Resource Centre	24,908	0	0	0	0	24,908
Cairde	146,000	0	0	0	0	146,000
Camphill Communities Of Irl.	0	3,000	0	0	0	3,000
Camphill Community Mourne Grange	2,329	0	0	0	0	2,329
Camphill Kyle	7,161	0	0	0	0	7,161
Canteen Ireland,	0	1,500	0	0	0	1,500
Capuchian Day Care Centre.	83,756	0	0	0	0	83,756
Cara Cheshire Home	942,007	7,000	0	0	0	949,007
Care Alliance Ireland	20,000	2,000	0	0	0	22,000
Care Local	0	5,000	0	0	0	5,000
Carers Association Ltd,	30,000	5,000	0	0	0	35,000
Caring And Sharing Association	0	9,000	0	0	0	9,000
Caritas	983,741	0	0	0	0	983,741
Carline Project	0	0	92,010	0	0	92,010
Carmichael Centre For Vol. Groups	0	7,500	0	0	0	7,500
Carmona Services	0	3,000	0	0	0	3,000
Carnew Community Care Ltd	20,000	4,000	0	2,500	0	26,500
Catherine McAuley Day Centre	9,306	0	0	0	0	9,306
Catholic Youth Council	0	1,500	0	0	0	1,500
Cavan Centre Res. Prog.	0	0	112,500	0	0	112,500
Ceard Obair Leann Tearmann (Colt)	6,000	0	0	0	0	6,000
Celbridge Mental Health Assoc.	0	2,000	0	0	0	2,000
SUB-TOTAL C/F	8,124,414	204,280	2,522,546	3,172,500	472,597	14,496,337

NOTE N10 GRANTS TO OUTSIDE AGENCIES - EXPENDITURE FOR FOURTEEN MONTHS ENDING 29 FEBRUARY 2000

Name of Agency	Section 65 £	National Lottery Grants £	Section 10 Child Welfare £	Other Grants (to Outside Agencies)		Total £
				As Directed by the Department of Health £	Other £	
SUB-TOTAL B/F	8,124,414	204,280	2,522,546	3,172,500	472,597	14,496,337
Central Remedial Clinic	550,534	0	0	0	154,400	704,934
Centre For Independant Living	58,333	0	0	0	0	58,333
Cheeverstown House	8,855,418	10,000	0	0	0	8,865,418
Cherish	37,333	0	43,755	0	0	81,088
Cherry Orchard Hosp. Patient's Benefit Mini-Bus Fu	0	5,000	0	0	0	5,000
Cherryfield Travellers Centre	0	1,000	0	0	0	1,000
Cheshire Foundation Of Ireland	431,484	2,500	0	0	0	433,984
Child Abuse Prevention	0	0	52,501	0	0	52,501
Children In Hospital Ireland	0	2,000	0	0	0	2,000
Children's Research Centre	33,333	0	0	0	0	33,333
Childrens Rights Alliance	0	0	100,000	0	0	100,000
Children's Sunshine Home	0	0	0	0	204,882	204,882
Christ The King Day Care Centre	7,000	1,700	0	0	0	8,700
City Gate Services	0	1,000	0	0	0	1,000
City Motor Sports	16,667	0	33,000	0	0	49,667
Clannoir	0	0	112,500	0	0	112,500
Claremont	0	0	118,398	0	0	118,398
Clondalkin Addiction Support	193,000	0	0	0	0	193,000
Clondalkin Drugs Task Force	1,500	0	0	0	0	1,500
Clondalkin Travellers De Group	41,500	2,000	0	0	0	43,500
Clondalkin Womens Network,	10,000	0	0	0	0	10,000
Clonturk Home For The Blind	462,127	0	0	0	0	462,127
Cluain Mhuire Service	0	3,000	0	0	0	3,000
Co. Wicklow Association	1,206,057	5,000	57,000	0	0	1,268,057
Coisceim	0	2,000	0	0	0	2,000
SUB-TOTAL C/F	20,028,700	239,480	3,039,700	3,172,500	831,879	27,312,259

NOTE N10 GRANTS TO OUTSIDE AGENCIES - EXPENDITURE FOR FOURTEEN MONTHS ENDING 29 FEBRUARY 2000

Name of Agency	Section 65 £	National Lottery Grants £	Section 10 Child Welfare £	Other Grants (to Outside Agencies)		Total £
				As Directed by the Department of Health £	Other £	
SUB-TOTAL B/F	20,028,700	239,480	3,039,700	3,172,500	831,879	27,312,259
Community Action On Drugs (CAD)	58,334	0	0	0	0	58,334
Community Response	149,694	0	1,517	0	0	151,211
Convent Lawns Committee	0	2,000	0	0	0	2,000
Convent Of Our Lady Of Charity	22,750	0	0	0	0	22,750
Coolmine Limited	141,666	0	0	0	0	141,666
Coolock Day Activity Centre	0	5,000	0	0	0	5,000
Coolock Day Centre Committee	125,698	0	0	0	17,000	142,698
Coolock Home Help Service	1,018	0	0	0	0	1,018
Coolock/Darndale Home Help Service	0	3,000	0	0	0	3,000
Corduff Sports & Leisure	41,666	0	0	0	0	41,666
Cork St. & Maryland Community	8,620	0	0	0	0	8,620
Council Of Irish Adoption	0	0	4,592	0	0	4,592
Crew Network	16,296	0	0	0	0	16,296
Crosscare	148,218	0	824,920	0	0	973,138
Cuan Mhuire	19,500	3,000	31,000	0	0	53,500
Cunamh	0	0	104,760	0	0	104,760
Cura	437,500	0	0	0	0	437,500
Cystic Fibrosis Association	5,000	0	0	0	0	5,000
Cytology Department (Royal College Of Surgeons)	130,667	0	0	0	0	130,667
D E B R A Ireland	0	2,000	0	0	0	2,000
Daletree Park Travellers Centre	0	1,000	0	0	0	1,000
Dara Residential	774,605	0	0	0	0	774,605
Darndale Day Nursery	152,486	0	0	0	0	152,486
Daughters Of Charity	150,020	0	0	0	0	150,020
Daughters Of Charity (Donnybrook)	0	0	16,250	0	0	16,250
SUB-TOTAL C/F	22,412,438	255,480	4,022,739	3,172,500	848,879	30,712,036

NOTE N10 GRANTS TO OUTSIDE AGENCIES - EXPENDITURE FOR FOURTEEN MONTHS ENDING 29 FEBRUARY 2000

Name of Agency	Section 65 £	National Lottery Grants £	Section 10 Child Welfare £	Other Grants (to Outside Agencies)		Total £
				As Directed by the Department of Health £	Other £	
SUB-TOTAL B/F	22,412,438	255,480	4,022,739	3,172,500	848,879	30,712,036
Daughters Of Charity (Marte Meo)	0	9,000	0	0	0	9,000
Daughters Of Charity (St Vincents Family Centre)	386,087	0	134,772	0	0	520,859
Daughters Of Charity Blackrock	17,000	0	0	0	0	17,000
Daughters Of Charity Claidhe Mór.	0	0	372,494	0	0	372,494
Daughters Of Charity Connaught Street	0	0	288,682	0	0	288,682
Daughters Of Charity Glen Coll	0	0	0	600	35,396	35,996
Daughters Of Charity Lisadeel	0	0	65,400	0	0	65,400
Daughters Of Charity Of SVDP	354,520	0	0	0	0	354,520
Daughters Of Charity Royal Oak	0	0	368,858	0	0	368,858
Daughters Of Charity, Baggot Rd	0	0	205,858	0	0	205,858
Daughters Of Charity, Donnybrook	0	0	2,500	0	0	2,500
Daughters Of Charity-St Vincent De Paul	0	0	0	0	3,479,690	3,479,690
Derralossary House	0	0	380,610	0	0	380,610
Diabetes Federation Of Ireland	0	750	0	0	0	750
Disability Federation Of Ireland	7,000	0	0	0	0	7,000
Dochas	220,666	0	0	0	0	220,666
Dolphin House Community	0	2,000	0	0	0	2,000
Domestic Violence Research & Development	67,045	0	0	0	0	67,045
Dominican Convent Day Nursery	23,749	0	0	0	0	23,749
Dominican Day Care Centre	0	0	0	2,530	0	2,530
Domino Community Midwives Project	183,787	0	0	0	0	183,787
Don Bosco House	0	3,500	1,129,899	0	0	1,133,399
Downs Syndrome Assoc.	17,500	0	0	0	0	17,500
Dr. Bamardos	148,679	10,000	556,665	0	0	715,344
Drug Treatment Centre Board	1,205,156	0	0	0	0	1,205,156
SUB-TOTAL C/F	25,043,627	280,730	7,528,477	3,175,630	4,363,965	40,392,429

NOTE N10 GRANTS TO OUTSIDE AGENCIES - EXPENDITURE FOR FOURTEEN MONTHS ENDING 29 FEBRUARY 2000

Name of Agency	Section 65 £	National Lottery Grants £	Section 10 Child Welfare £	Other Grants (to Outside Agencies)		Total £
				As Directed by the Department of Health £	Other £	
SUB-TOTAL B/F	25,043,627	280,730	7,528,477	3,175,630	4,363,965	40,392,429
Drumcondra Active Age Association	325	0	0	700	0	1,025
Dublin 15 Mental Health Association	0	3,000	0	0	0	3,000
Dublin Aids Alliance	126,070	0	0	0	0	126,070
Dublin Call & Care	18,666	0	0	0	0	18,666
Dublin Central Mission	10,500	0	10,000	0	0	20,500
Dublin Citywide Drugs Crisis	7,005	0	0	0	0	7,005
Dublin Corporation Homeless Initiative	232,103	0	0	0	0	232,103
Dublin Dental Hospital	35,650	0	0	0	0	35,650
Dublin North Central Mental Health Assoc.	0	3,000	0	0	0	3,000
Dublin Simon Community	8,167	0	0	2,900	0	11,067
Dún Laoghaire Day Nursery	9,998	0	0	0	0	9,998
Dún Laoghaire Home Help 1A	28,834	0	0	0	0	28,834
Dún Laoghaire Home Help Service	284,915	0	0	0	0	284,915
Dún Laoghaire Home Help Service 1B	74,000	0	0	0	0	74,000
Dunard Court Senior Citizens	0	1,000	0	0	0	1,000
E.V.E. Holdings	4,868,080	0	0	0	0	4,868,080
Eastern Community Works	963,894	0	76,780	0	0	1,040,674
Eating Distress Centre	0	3,000	0	0	0	3,000
Edenmore Day Nursery	123,218	0	0	0	0	123,218
Elderly Citizens Trust,	0	5,000	0	0	0	5,000
Emigrant Advice	3,000	0	0	0	0	3,000
Eurad (Europe Against Drugs)	29,166	0	0	0	0	29,166
European Institute Of Womens Health	0	0	20,000	0	0	20,000
Exchange House	0	0	173,250	0	0	173,250
F.R.G Senior Citizens	10,000	0	0	0	0	10,000
SUB-TOTAL C/F	31,877,218	295,730	7,808,507	3,179,230	4,363,965	47,524,650

NOTE N10 GRANTS TO OUTSIDE AGENCIES - EXPENDITURE FOR FOURTEEN MONTHS ENDING 29 FEBRUARY 2000

Name of Agency	Section 65 £	National Lottery Grants £	Section 10 Child Welfare £	Other Grants (to Outside Agencies)		Total £
				As Directed by the Department of Health £	Other £	
SUB-TOTAL B/F	31,877,218	295,730	7,808,507	3,179,230	4,363,965	47,524,650
Family Group Conference Project	0	0	18,550	0	0	18,550
Family Resource Centre, Inchicore	0	500	0	0	0	500
Federation Of Active Retirement Associations	60,250	0	0	1,250	0	61,500
Fettercairn Drug Rehabilitation Programme	13,000	0	0	0	0	13,000
Fingal Counselling Service	5,000	0	0	0	0	5,000
Fingal Training Workshop	647,781	5,000	0	0	0	652,781
Finglas Childrens Centre	0	0	28,813	0	0	28,813
Finglas Home Help Organisation	0	2,000	0	0	0	2,000
Finglas Mental Health Association	0	5,000	0	0	0	5,000
Finglas Old Folk Group	300	0	0	1,000	0	1,300
First Step Trust	100,867	0	0	0	0	100,867
Focus Housing Assoc.	12,466	0	3,200	0	0	15,666
Focus Ireland	43,500	6,000	426,763	0	0	476,263
Focus Point - Off the Streets Project	0	0	27,150	0	0	27,150
Focus Point Day Nursery	0	0	30,000	0	0	30,000
Foxdene Residents Association	0	1,000	0	0	0	1,000
Franciscan Social Service Initiative	58,333	15,000	0	0	0	73,333
Freidreichs Ataxia	24,000	15,000	0	0	0	39,000
Friends Of Aisling Centre	0	10,000	0	0	0	10,000
Friends Of Ashgrove House	0	5,000	0	0	0	5,000
Friends Of Ballyowen Meadows	0	3,000	0	0	0	3,000
Friends Of Central Mental Hospital	0	3,000	0	0	0	3,000
Friends Of Clárehaven Welfare Home	0	4,000	0	0	0	4,000
Friends Of Cuan Ide	0	5,000	0	0	0	5,000
Friends Of Dromheath	0	5,000	0	0	0	5,000
SUB-TOTAL C/F	32,842,715	380,230	8,342,983	3,181,480	4,363,965	49,111,373

NOTE N10 GRANTS TO OUTSIDE AGENCIES - EXPENDITURE FOR FOURTEEN MONTHS ENDING 29 FEBRUARY 2000

Name of Agency	Section 65 £	National Lottery Grants £	Section 10 Child Welfare £	Other Grants (to Outside Agencies)		Total £
				As Directed by the Department of Health £	Other £	
SUB-TOTAL B/F	32,842,715	380,230	8,342,983	3,181,480	4,363,965	49,111,373
Friends Of Larine Hse	0	2,000	0	0	0	2,000
Friends Of Moore Abbey,	0	1,500	0	0	0	1,500
Friends Of Newcastle Hospital	0	4,000	0	0	0	4,000
Friends Of St Josephs Unit	0	2,000	0	0	0	2,000
Friends Of St. Colmcilles	0	5,000	0	0	0	5,000
Friends Of The Orchard Home For Elderly	0	2,000	0	0	0	2,000
G R O W	6,666	2,000	19,000	0	0	27,666
Gay H.I.V Strategies	62,534	0	0	0	0	62,534
Gay Health Network	3,000	0	0	0	0	3,000
Gay Switchboard Dublin	15,300	0	0	0	0	15,300
Gheel Ltd	1,406,669	5,000	0	0	0	1,411,669
Glasnevin Care Group	0	5,000	0	0	0	5,000
Glenmalure Day Hospital	0	7,000	0	0	0	7,000
Goldenbridge Day Nursery	82,294	0	0	0	0	82,294
Good Counsel Social Rec. Comm.	0	7,000	0	0	0	7,000
Grandparents Obliterated	0	0	0	3,500	0	3,500
Greater Blanchardstown Development Project	1,333	0	0	0	0	1,333
Hampstead/Highfield Hospital	101,360	0	0	0	0	101,360
Handwords	0	2,000	0	0	0	2,000
Happy Days Family Centre	63,030	0	0	0	0	63,030
Hartstown Day Activity Centre	0	1,500	0	0	141,416	142,916
Hawthorn's Centre	0	4,000	0	0	0	4,000
Headway Ireland Ltd	167,284	2,000	0	0	0	169,284
Health Research Board,	0	0	0	158,694	0	158,694
Health Services Employers Agency	100,000	0	0	330,000	0	430,000
SUB-TOTAL C/F	34,852,185	432,230	8,361,983	3,673,674	4,505,381	51,825,453

NOTE N10 GRANTS TO OUTSIDE AGENCIES - EXPENDITURE FOR FOURTEEN MONTHS ENDING 29 FEBRUARY 2000

Name of Agency	Section 65 £	National Lottery Grants £	Section 10 Child Welfare £	Other Grants (to Outside Agencies)		Total £
				As Directed by the Department of Health £	Other £	
SUB-TOTAL B/F	34,852,185	432,230	8,361,983	3,673,674	4,505,381	51,825,453
Healthy Cities Project Dublin	18,566	0	0	0	0	18,566
Hesed House	66,666	0	0	0	0	66,666
Housing Association For Integrated Living	0	5,000	0	0	0	5,000
Howth & Distirct Geriatric Ass	0	7,000	0	0	0	7,000
Huntington Disease Association	46,666	3,000	0	0	0	49,666
I.A.S.B.H.,	120,665	8,000	0	0	0	128,665
I.A.Y.P	0	0	50,000	0	0	50,000
I.C.O.N	2,198	0	0	0	0	2,198
I.F.P.A	270,833	0	0	0	0	270,833
I.S.P.C.C	0	0	231,255	0	0	231,255
Inchicore Community Development	0	0	0	3,000	0	3,000
Inchicore Community Drug Team	7,585	0	0	0	0	7,585
Independent Living Community Care	116,666	0	0	0	0	116,666
Inst. Of Community Nursing	35,000	0	0	0	0	35,000
Integrated Services Initiative	12,000	0	0	0	0	12,000
Inter Agency Drugs Project	21,373	0	0	0	0	21,373
Irish Association Of Care Workers	0	0	0	8,000	0	8,000
Irish Association Of Rehabilitation Professionals	5,000	0	0	0	0	5,000
Irish Blind Golf Society	0	1,000	0	0	0	1,000
Irish Childbirth Trust-Cuidiu	0	1,000	0	0	0	1,000
Irish Deaf Society	7,000	0	0	0	0	7,000
Irish Deaf Women's Association	0	1,000	0	0	0	1,000
Irish Dental Health Foundation	20,000	0	0	0	0	20,000
Irish Epilepsy Assoc. Bray	4,167	0	0	0	24,999	29,166
Irish Guide Dogs Assoc.	14,584	0	0	0	0	14,584
SUB-TOTAL C/F	35,621,154	458,230	8,643,238	3,684,674	4,530,380	52,937,676

NOTE N10 GRANTS TO OUTSIDE AGENCIES - EXPENDITURE FOR FOURTEEN MONTHS ENDING 29 FEBRUARY 2000

Name of Agency	Section 65 £	National Lottery Grants £	Section 10 Child Welfare £	Other Grants (to Outside Agencies)		Total £
				As Directed by the Department of Health £	Other £	
SUB-TOTAL B/F	35,621,154	458,230	8,643,238	3,684,674	4,530,380	52,937,676
Irish Haemophilia Society	195,334	0	0	0	0	195,334
Irish Health Services Management	0	0	0	5,000	0	5,000
Irish Heart Foundation	147,916	0	0	0	0	147,916
Irish Kidney Association	65,349	0	0	0	0	65,349
Irish Nutrition & Dietetic Inst.	0	2,000	0	0	0	2,000
Irish Preschool Playgroup	0	0	133,170	0	0	133,170
Irish Psych.Training Committee	3,666	0	12,504	0	0	16,170
Irish Raynauds & Scleroderma Society	0	3,000	0	0	0	3,000
Irish Red Cross Old Folks Cttee.	0	600	0	0	0	600
Irish Senior Citizens Parliament	0	3,500	0	2,000	0	5,500
Irish Society for Autism	1,103,371	5,000	0	0	0	1,108,371
Irish Society For Crohns Disease	0	5,000	0	0	0	5,000
Irish Stammerers Assoc.	3,000	0	0	0	0	3,000
Irish Sudden Infant Death Assoc.	0	0	180,000	0	600	180,600
Irish Wheelchair Association	2,752,123	5,000	0	0	112,984	2,870,107
Irish Motor Neuron Assoc	22,500	10,000	0	0	0	32,500
J.A.A.D	77,166	0	0	0	0	77,166
KARE	3,444,856	2,000	0	0	0	3,446,856
Kilbarrack/Foxfield Day Centre	81,082	0	0	0	0	81,082
Kilbarrack/Foxfield Nursery	0	1,200	0	0	0	1,200
Kilbarron Court	0	500	0	0	0	500
Kilcock & District Community	0	1,500	0	0	0	1,500
Kilcoole Snr Citizens Committee	0	1,000	0	0	0	1,000
Kildare North Sheltered Housing Ltd	7,000	0	0	0	0	7,000
Kildare Youth Services	31,000	0	0	0	0	31,000
SUB-TOTAL C/F	43,555,517	498,530	8,968,912	3,691,674	4,643,964	61,358,597

NOTE N10 GRANTS TO OUTSIDE AGENCIES - EXPENDITURE FOR FOURTEEN MONTHS ENDING 29 FEBRUARY 2000

Name of Agency	Section 65 £	National Lottery Grants £	Section 10 Child Welfare £	Other Grants (to Outside Agencies)		Total £
				As Directed by the Department of Health £	Other £	
SUB-TOTAL B/F	43,555,517	498,530	8,968,912	3,691,674	4,643,964	61,358,597
Killester Social Services	4,500	0	0	0	0	4,500
Killinarden - Karp	84,098	0	0	0	0	84,098
Killinarden Resource Centre	0	0	6,902	0	0	6,902
Kilmore Community Development Project	1,000	0	0	0	0	1,000
Kylemore Day Care Centre	54,450	0	0	0	0	54,450
L'Arche Ireland	0	8,000	0	0	0	8,000
Lefroy House Night Project	0	0	179,272	0	0	179,272
Leopardstown Hospital	347,777	0	0	3,000	0	350,777
Leopardstown Park Day Care Centre	81,500	0	0	0	0	81,500
Liberty Creche	71,014	0	1,517	0	0	72,531
Life	122,500	0	0	0	0	122,500
Limelight (Parents & Friends)	0	2,000	0	0	0	2,000
Lisdeel Fostering	0	0	72,935	0	0	72,935
Little Sisters Of Assumption	60,000	0	0	0	0	60,000
Little Sisters Of The Poor	0	5,000	0	0	0	5,000
Lorcan O Toole Day Care Centre	17,000	0	0	0	0	17,000
Los Angeles Society	0	8,000	969,097	0	0	977,097
Lucan 2000(The Challenge Programme)	2,490	0	0	0	0	2,490
Macro Senior Citizens Committee	0	0	0	2,000	0	2,000
Malahide Meals On Wheels	0	2,500	0	0	0	2,500
Marian Day Nursery	15,050	0	15,050	0	0	30,100
Marrowbone Lane Residents Assoc.	0	2,000	0	0	0	2,000
Mary Aikenhead Social Service	29,166	1,000	0	0	0	30,166
Mary Immaculate Sch. For Deaf	18,333	0	0	0	0	18,333
Mater Child Guidance Clinic	1,359,220	0	0	0	0	1,359,220
SUB-TOTAL C/F	45,823,615	527,030	10,213,685	3,696,674	4,643,964	64,904,968

NOTE N10 GRANTS TO OUTSIDE AGENCIES - EXPENDITURE FOR FOURTEEN MONTHS ENDING 29 FEBRUARY 2000

Name of Agency	Section 65 £	National Lottery Grants £	Section 10 Child Welfare £	Other Grants (to Outside Agencies)		Total £
				As Directed by the Department of Health £	Other £	
SUB-TOTAL B/F	45,823,615	527,030	10,213,685	3,696,674	4,643,964	64,904,968
Mater Dei Ballygall	0	0	43,755	0	0	43,755
Mater Dei Institute Education	243,999	0	21,000	0	0	264,999
Mater Hospital	873,000	0	0	0	0	873,000
Mayfield Park Women's Group	0	1,000	0	0	0	1,000
Mead Day Care Centre	90,677	1,000	0	0	0	91,677
Meath Community Unit	0	0	0	1,000	0	1,000
Menni	135,828	0	0	0	0	135,828
Mental Health Association	81,249	0	297,915	0	0	379,164
Merc Step Enterprises	0	5,000	0	0	0	5,000
Merchants Quay Project	605,334	9,000	0	0	0	614,334
Mercy Family Centre	0	0	175,375	0	0	175,375
Mid-Western Health Board	0	0	1,000	0	0	1,000
Migraine Association Of Ireland	8,000	0	0	0	0	8,000
Missionary Sisters Of The Holy Rosary	0	6,000	0	1,000	0	7,000
Moatview Day Nursery	44,099	0	0	0	0	44,099
Molyneaux House	367,043	5,000	0	0	0	372,043
Monkstown Cheshire Home	0	8,000	0	0	0	8,000
Monkstown Day Care Centre	13,877	1,500	0	0	0	15,377
Monkstown Day Nursery	18,188	0	0	0	0	18,188
Moore Abbey	45,289	0	0	0	0	45,289
Mother Mac Auley Centre	1,800	0	0	0	0	1,800
Mount Merrion Community Care	0	2,000	0	0	0	2,000
Mounttown Partnership	137,498	0	0	0	0	137,498
Mountview Sen Citizens	0	2,000	0	0	0	2,000
Mrs. Smylys Home	0	10,000	683,383	0	0	693,383
SUB-TOTAL C/F	48,489,496	577,530	11,436,113	3,698,674	4,643,964	68,845,777

NOTE N10 GRANTS TO OUTSIDE AGENCIES - EXPENDITURE FOR FOURTEEN MONTHS ENDING 29 FEBRUARY 2000

Name of Agency	Section 65 £	National Lottery Grants £	Section 10 Child Welfare £	Other Grants (to Outside Agencies)		Total £
				As Directed by the Department of Health £	Other £	
SUB-TOTAL B/F	48,489,496	577,530	11,436,113	3,698,674	4,643,964	68,845,777
Ms. Carrs Childrens Home	0	5,000	736,220	0	0	741,220
Multiple Sclerosis Society	311,003	1,000	0	0	0	312,003
Muscular Dystrophy Ireland	179,666	15,000	0	0	0	194,666
N.A.C.P.I	4,291,159	11,000	0	0	0	4,302,159
Naas Care Of The Aged	4,130	0	0	0	0	4,130
Naas Equality For Travellers (Net)	0	2,500	0	0	0	2,500
Naomi	20,000	0	0	0	0	20,000
National Association For The Deaf	432,500	0	154,481	0	0	586,981
National Childminding Association	0	0	171,750	0	0	171,750
National Childrens Nurseries Association	0	0	31,260	0	0	31,260
National Council For The Blind	830,334	12,100	0	0	0	842,434
National Council On Ageing	32,832	0	0	0	0	32,832
National Inst. For The Blind Ire.	0	5,000	0	0	0	5,000
National Maternity Hospital	99,844	0	0	0	0	99,844
National Medical Rehabilitation Hosp.	46,666	0	0	0	0	46,666
National S.E.T.C.	0	0	0	0	20,519	20,519
National Training & Development Inst.	0	0	0	0	163,500	163,500
National Women's Council	25,000	0	0	0	0	25,000
Neighbourhood Youth Projects	5,667	0	130,000	0	0	135,667
Newbridge Assoc. For The Care Of The Elderly	500	2,500	0	0	0	3,000
Newbridge Care Of The Aged	24,000	0	0	0	0	24,000
Newbridge Community Services	0	0	6,000	0	0	6,000
N'hood Watch/Comm. Alert Groups Carlow/Kildare	0	0	0	1,000	0	1,000
North West Inner City Dev Proj.	6,000	0	0	0	0	6,000
North West Inner City Womens Network	0	1,000	0	0	0	1,000
SUB-TOTAL C/F	54,798,797	632,630	12,665,824	3,699,674	4,827,983	76,624,908

NOTE N10 GRANTS TO OUTSIDE AGENCIES - EXPENDITURE FOR FOURTEEN MONTHS ENDING 29 FEBRUARY 2000

Name of Agency	Section 65 £	National Lottery Grants £	Section 10 Child Welfare £	Other Grants (to Outside Agencies)		Total £
				As Directed by the Department of Health £	Other £	
SUB-TOTAL B/F	54,798,797	632,630	12,665,824	3,699,674	4,827,983	76,624,908
Northside Arts & Cultural Ctr.	10,000	10,000	0	0	0	20,000
Northside Autistic Outreach Team	1,950	0	0	0	0	1,950
Northside Citizens Information	2,000	0	0	0	0	2,000
Northside Counselling Services	13,333	0	0	0	0	13,333
Northside Partnership	20,000	0	0	0	0	20,000
Northside Traveller Support Group	16,000	0	0	0	0	16,000
Off The Street Project	0	0	329,080	0	0	329,080
Offaly Lifestart Project	7,194	0	0	0	0	7,194
Older Womens Network	0	2,500	0	0	0	2,500
Oliver Bond Community Group	18,362	0	0	0	0	18,362
Open Door Day Centre	121,584	0	7,750	0	0	129,334
Operation Springboard-Pilot Projects For Children	0	0	5,000	0	0	5,000
Order of Malta Ambulance Corps	4,000	4,500	0	0	0	8,500
Order Of Malta Naas	23,000	0	0	0	0	23,000
Our Lady's Hospice	205,834	0	0	0	0	205,834
Our Lady's Hospital	27,834	0	0	0	0	27,834
Our Lady's Nursery Ballymun	124,663	0	0	0	0	124,663
Out House	55,396	0	0	0	0	55,396
Pact	40,154	0	8,334	0	0	48,488
Parent Network For Post-Institutional Children	0	0	5,000	0	0	5,000
Parentline	0	0	31,260	0	0	31,260
Parents For Justice	0	0	0	31,000	0	31,000
Park House - Inter Agency Project	0	0	73,844	0	0	73,844
Pavee Point	187,148	0	40,000	0	0	227,148
Peacehaven	37,880	0	0	0	0	37,880
SUB-TOTAL C/F	55,715,129	649,630	13,166,092	3,730,674	4,827,983	78,089,508

NOTE N10 GRANTS TO OUTSIDE AGENCIES - EXPENDITURE FOR FOURTEEN MONTHS ENDING 29 FEBRUARY 2000

Name of Agency	Section 65 £	National Lottery Grants £	Section 10 Child Welfare £	Other Grants (to Outside Agencies)		Total £
				As Directed by the Department of Health £	Other £	
SUB-TOTAL B/F	55,715,129	649,630	13,166,092	3,730,674	4,827,983	78,089,508
Peamount Hospital	10,386,683	0	0	20,000	0	10,406,683
Peata	0	0	0	2,500	0	2,500
Peter Pan Children's Centre	7,000	0	0	0	0	7,000
Pobalscoil Rosmini	20,027	0	0	0	0	20,027
Polio Fellowship Of Ireland	161,324	5,000	0	0	0	166,324
Portmarnock Arch	0	8,000	0	0	0	8,000
Positive Action,	360,000	0	0	0	0	360,000
Post Polio Support Group	10,000	0	0	0	0	10,000
Powerscourt Parish	0	5,000	0	0	0	5,000
Presbyterian Church In Ireland	0	0	0	6,000	0	6,000
Presentation Sisters	99,162	0	0	0	0	99,162
Protestant Adoption Society	0	0	52,536	0	0	52,536
R. P. Ireland-Fighting Blindness	4,000	0	0	0	0	4,000
R.C.S.I	29,166	0	0	0	0	29,166
Rainman Club	0	5,000	0	0	0	5,000
Rape Crisis Centre	17,413	0	305,753	0	0	323,166
Rathmines Community Services	0	1,000	0	0	0	1,000
'Reach Out Be A Good Neighbour'	0	0	0	3,500	0	3,500
Reach Out Campaign	3,500	0	0	0	0	3,500
Refugee Tallaght Care	0	2,000	0	0	0	2,000
Rehab	1,879,165	0	0	0	143,845	2,023,010
Rialto C.D.T	215,000	0	0	0	0	215,000
Rialto Community Network	0	0	74,807	0	0	74,807
Rialto Development Association	27,500	0	0	0	0	27,500
Rialto Network	0	5,000	0	0	0	5,000
SUB-TOTAL C/F	68,935,069	680,630	13,599,188	3,762,674	4,971,828	91,949,389

NOTE N10 GRANTS TO OUTSIDE AGENCIES - EXPENDITURE FOR FOURTEEN MONTHS ENDING 29 FEBRUARY 2000

Name of Agency	Section 65 £	National Lottery Grants £	Section 10 Child Welfare £	Other Grants (to Outside Agencies)		Total £
				As Directed by the Department of Health £	Other £	
SUB-TOTAL B/F	68,935,069	680,630	13,599,188	3,762,674	4,971,828	91,949,389
Rialto Youth Development	10,000	0	0	0	0	10,000
Richmond Cheshire Home	693,821	0	0	0	0	693,821
Ringsend & Dist. Response To Drugs	15,560	0	0	0	0	15,560
Ronanstown A.R.C.H.	0	1,000	0	0	0	1,000
Ronanstown Child & Family Centre	0	0	75,000	0	0	75,000
Ronanstown Women's Group	0	1,500	0	0	0	1,500
Ronanstown Youth Service	0	2,000	0	0	0	2,000
Rotunda Girls Society	0	0	20,250	0	0	20,250
Rowlagh Day Nurseries	109,065	0	0	0	0	109,065
Rowlagh Womens Group	0	1,000	0	0	0	1,000
Royal Oak Children's Centre	0	4,000	0	0	0	4,000
Ruhuma Project	63,066	0	0	0	0	63,066
S.W.A.A.Y	0	0	126,419	0	0	126,419
Salvation Army Liffey West	0	0	195,600	0	0	195,600
Sancta Maria Day Care Centre	28,916	1,500	0	0	0	30,416
Saol Project	122,572	0	0	0	0	122,572
Sarsfield House	0	0	39,000	0	0	39,000
Schizophrenia Association	104,166	4,000	134,000	0	0	242,166
Scoil Chiarian	14,000	0	0	0	0	14,000
Scoil Eoin	1,750	0	0	0	0	1,750
Scoil Mochua	202,542	0	0	0	0	202,542
SCR Comm. Unit For Elderly Ben. Fund	0	3,000	0	0	0	3,000
Sevenoak's Day Nursery	59,694	0	0	0	0	59,694
Shankill Old Folks Association	25,250	1,200	0	0	0	26,450
Shanty Education & Training Centre	9,520	0	0	0	0	9,520
SUB-TOTAL C/F	70,394,991	699,830	14,189,457	3,762,674	4,971,828	84,018,780

NOTE N10 GRANTS TO OUTSIDE AGENCIES - EXPENDITURE FOR FOURTEEN MONTHS ENDING 29 FEBRUARY 2000

Name of Agency	Section 65 £	National Lottery Grants £	Section 10 Child Welfare £	Other Grants (to Outside Agencies)		Total £
				As Directed by the Department of Health £	Other £	
SUB-TOTAL B/F	70,394,991	699,830	14,189,457	3,762,674	4,971,828	94,018,780
Sisters Of Charity, Donnybrook	662,760	0	0	0	0	662,760
Sisters Of Jesus & Mary	7,547	0	0	0	933,216	940,763
Sisters Of Mercy	0	5,000	0	0	0	5,000
Sisters Of The Holy Faith	0	0	10,500	0	0	10,500
Skerries Home Help	0	2,000	0	0	0	2,000
Skerries Sheltered Housing Committee	0	0	0	2,500	0	2,500
Sláinte Pobal	11,638	0	0	0	0	11,638
Society For Macular Impairment	0	2,000	0	0	0	2,000
Society Of St Vincent De Paul	4,325	0	4,000	0	0	8,325
Sonass	90,000	0	14,998	0	0	104,998
Soroptimist International (Dublin/Kildare)	2,000	0	0	0	0	2,000
South Inner City Community Dev. Assoc.	0	5,000	0	0	0	5,000
South West Inner City Network	2,000	0	0	0	0	2,000
Southside Partnership	59,920	0	20,000	0	0	79,920
Spinal Injuries Action Assoc.,	36,000	0	0	0	0	36,000
Spring Hall Kindergarten	0	1,000	0	0	0	1,000
Sr Lydia's Clinic	0	1,080	0	0	0	1,080
St Aengus Community Action	56,916	0	0	0	0	56,916
St Agathas Food Centre	0	4,000	0	0	0	4,000
St Aidans Travellers Centre	0	2,500	0	0	0	2,500
St Andrews Resource Centre	26,250	0	0	0	0	26,250
St Anthony's M.O.W. Service	4,425	0	0	0	0	4,425
St Audoen's National School	41,570	0	26,750	0	0	68,320
St Benedict's Parish Centre	110,000	0	0	0	0	110,000
St Brendans Mental Health Assoc.	0	4,000	0	0	0	4,000
SUB-TOTAL C/F	71,510,342	726,410	14,265,705	3,765,174	5,905,044	96,172,675

NOTE N10 GRANTS TO OUTSIDE AGENCIES - EXPENDITURE FOR FOURTEEN MONTHS ENDING 29 FEBRUARY 2000

Name of Agency	Section 65 £	National Lottery Grants £	Section 10 Child Welfare £	Other Grants (to Outside Agencies)		Total £
				As Directed by the Department of Health £	Other £	
SUB-TOTAL B/F	71,510,342	726,410	14,265,705	3,765,174	5,905,044	96,172,675
St Brigids Adoption Society	0	0	16,275	0	0	16,275
St Brigids Old Folks Club	0	400	0	0	0	400
St Colombas Day Care Project	0	5,000	0	0	0	5,000
St Columba's School	0	0	303,758	0	0	303,758
St Conleths Day Care Centre	28,000	5,000	0	0	0	33,000
St Davids Mental Health Assoc	0	3,000	0	0	0	3,000
St Dymphna's Social Club	0	2,000	0	0	0	2,000
St Francis Hospice	2,707,953	0	0	5,000	0	2,712,953
St Helena's	11,635	0	0	0	0	11,635
St Helena's Day Nursery	1,398	0	91,673	0	0	93,071
St Helenas Resource Centre,	0	3,000	0	0	0	3,000
St Helena's Senior Citizens	300	1,500	0	0	0	1,800
St James Accident & Emergency Service	94,110	0	0	0	0	94,110
St James Cuan Mhuire	146,666	0	0	0	0	146,666
St James Hospital Unit 6	1,540,727	0	0	0	0	1,540,727
St James Senior Citizens -	0	2,000	0	0	0	2,000
St John Of God Brothers	8,654,242	9,000	0	252,000	3,619,182	12,534,424
St Josephs Assoc. for the Mentally Handicapped	0	5,000	0	0	0	5,000
St Joseph's Clonmel	0	0	28,642	0	0	28,642
St Joseph's Crinken	64,752	0	0	0	0	64,752
St Josephs Hse For Adult Deaf	270,238	10,000	0	0	0	280,238
St Josephs Junior Training Ctr.	0	0	11,666	0	0	11,666
St Josephs Learning Disability Service	0	10,000	0	0	0	10,000
St Joseph's Parents Association	0	1,000	0	0	0	1,000
St Josephs School For Deaf Boys	895,718	3,000	0	0	0	898,718
SUB-TOTAL C/F	85,926,081	786,310	14,717,719	4,022,174	9,524,226	114,976,510

NOTE N10 GRANTS TO OUTSIDE AGENCIES - EXPENDITURE FOR FOURTEEN MONTHS ENDING 29 FEBRUARY 2000

Name of Agency	Section 65 £	National Lottery Grants £	Section 10 Child Welfare £	Other Grants (to Outside Agencies)		Total £
				As Directed by the Department of Health £	Other £	
SUB-TOTAL B/F	85,926,081	786,310	14,717,719	4,022,174	9,524,226	114,976,510
St Josephs School For The Deaf	154,828	0	0	0	0	154,828
St Josephs School For Visually Impaired	1,629,316	6,000	0	0	0	1,635,316
St Josephs Training Centre	0	3,000	0	0	0	3,000
St Judes Trust	0	0	20,000	0	0	20,000
St Kierans & St Declans	19,999	0	0	0	0	19,999
St Laserians	4,400	0	0	0	0	4,400
St Laurences . Cork	13,593	0	0	0	0	13,593
St Loman's Hospital	0	2,000	0	0	0	2,000
St Louis Day Nursery	27,798	0	51,102	0	0	78,900
St Lukes Senior Citizen Club	0	3,000	0	0	0	3,000
St Lukes Social Services	2,500	0	0	0	0	2,500
St Maelruans Travellers Centre	0	2,000	0	0	0	2,000
St Margaret's Pre - School	20,595	0	0	0	0	20,595
St Mary's Community Centre	20,000	0	0	0	0	20,000
St Mary's Day Nursery	16,228	0	97,366	0	0	113,594
St Mary's Home	28,333	0	0	0	0	28,333
St Marys Home For The Blind	1,654,343	0	0	0	0	1,654,343
St Mary's Hospital & Res School	291,159	0	0	0	0	291,159
St Marys Res. School	0	0	582,230	0	0	582,230
St Mary's Residential Centre	0	2,000	0	0	0	2,000
St Marys School For The Deaf	847,119	0	0	0	0	847,119
St Michaels House	783,656	9,000	0	0	2,836,029	3,628,685
St Monica's	874,791	0	0	0	0	874,791
St Patricks Guild	0	0	45,150	0	0	45,150
St Patricks Hospital	4,226,412	0	0	245,000	0	4,471,412
SUB-TOTAL C/F	96,541,151	813,310	15,513,567	4,267,174	12,360,255	129,495,457

NOTE N10 GRANTS TO OUTSIDE AGENCIES - EXPENDITURE FOR FOURTEEN MONTHS ENDING 29 FEBRUARY 2000

Name of Agency	Section 65 £	National Lottery Grants £	Section 10 Child Welfare £	Other Grants (to Outside Agencies)		Total £
				As Directed by the Department of Health £	Other £	
SUB-TOTAL B/F	96,541,151	813,310	15,513,567	4,267,174	12,360,255	129,495,457
St Paul's Beaumont	343,670	0	0	0	0	343,670
St Peter's Jubilee Committee	0	0	0	5,200	0	5,200
St Peters Luncheon Club	0	500	0	1,000	0	1,500
St Raphaels	0	1,500	0	0	0	1,500
St Vincent De Paul	0	0	2,084	0	0	2,084
St Vincents	74,054	0	0	0	0	74,054
St Vincents Day Centre	833	0	145,000	0	0	145,833
St Vincent's Trust	0	2,000	0	0	0	2,000
Step Enterprises	0	1,000	0	0	0	1,000
Stewarts Hospital	67,643	0	0	0	2,542,990	2,610,633
Streetline	0	0	204,063	0	0	204,063
Summer Proj. Savings, Family Res. Ctr., Tallaght	0	0	1,500	0	0	1,500
Sunbeam House	5,996,785	2,000	0	0	0	5,998,785
Sunshine Fund	0	0	2,475	0	0	2,475
Support	0	2,000	0	0	0	2,000
Support Organisation	0	3,000	0	0	0	3,000
Swords Day Centre	1,000	0	0	0	0	1,000
Tabor Society	173,565	0	173,565	0	0	347,130
Tallaght Community Centre	0	0	0	2,000	0	2,000
Tallaght Mental Health Assoc.	0	4,770	0	0	0	4,770
Tallaght Travellers Soup Run	0	1,500	0	0	0	1,500
Tallaght Travellers Summer	0	0	2,000	0	0	2,000
Tallaght Treatment Service	9,334	0	8,625	0	0	17,959
Tallaght Welfare Society	12,900	0	0	0	40,000	52,900
Teenage Resource Project	11,219	0	0	0	0	11,219
SUB-TOTAL C/F	103,232,154	831,580	16,052,879	4,275,374	14,943,245	139,335,232

NOTE N10 GRANTS TO OUTSIDE AGENCIES - EXPENDITURE FOR FOURTEEN MONTHS ENDING 29 FEBRUARY 2000

Name of Agency	Section 65 £	National Lottery Grants £	Section 10 Child Welfare £	Other Grants (to Outside Agencies)		Total £
				As Directed by the Department of Health £	Other £	
SUB-TOTAL B/F	103,232,154	831,580	16,052,879	4,275,374	14,943,245	139,335,232
Temple St - St. Clares Unit	0	0	237,500	0	0	237,500
Tenters Association	0	1,000	0	0	0	1,000
Terenure Home Care Service Ltd	2,028	0	0	0	0	2,028
The Adelaide & Meath Hosp. incorp The Nat. Childr	69,649	0	0	0	0	69,649
The Cancer Strategy	197,171	0	0	0	0	197,171
The Cottage Home	0	3,000	1,035,907	0	0	1,038,907
The Friends Of Warrenstown House	0	5,000	0	0	0	5,000
The Glenshane Residents Association	0	2,500	0	0	0	2,500
The Hanly Centre	0	2,000	0	0	0	2,000
The Homeless Girls Society	0	0	380,697	0	0	380,697
The Irish Society Of Toxicology	0	0	0	20,000	0	20,000
The Life Centre	5,000	0	18,666	0	0	23,666
The Neurofibromatosis Assoc. of Ireland	0	2,000	0	0	0	2,000
The North West Inner City Area Network	2,000	0	0	0	0	2,000
The Order Of St John Of God	39,917	10,000	0	0	0	49,917
The Outreach Education Programme	0	2,000	0	0	0	2,000
The Samaritans	15,000	0	90,000	0	0	105,000
The Small Club	2,000	0	0	0	0	2,000
The Threshold Foundation	0	5,000	0	0	12,219	17,219
Thursday Morning Drop In Service	0	1,000	0	0	0	1,000
Tir na n-Óg Day Nursery	28,434	0	0	0	0	28,434
Tobar House Family Centre	0	1,000	0	0	0	1,000
Traveller Education And Support Options	0	2,000	0	0	0	2,000
Traveller Families Care	0	5,000	0	0	0	5,000
Travellers Youth Service	0	2,000	0	0	0	2,000
SUB-TOTAL C/F	103,593,353	875,080	17,815,649	4,295,374	14,955,464	141,534,920



NOTE N10 GRANTS TO OUTSIDE AGENCIES - EXPENDITURE FOR FOURTEEN MONTHS ENDING 29 FEBRUARY 2000

Name of Agency	Section 65 £	National Lottery Grants £	Section 10 Child Welfare £	Other Grants (to Outside Agencies)		Total £
				As Directed by the Department of Health £	Other £	
SUB-TOTAL B/F	103,593,353	875,080	17,815,649	4,295,374	14,955,464	141,534,920
Treoir	24,000	0	18,375	0	0	42,375
Trinity College No. 1 A/C Trust	7,000 11,667	0 0	0 0	0 0	0 0	7,000 11,667
Twilight Club	0	500	0	0	0	500
U.C.D Social Science	14,400	0	0	0	0	14,400
Unity Centre	18,084	0	0	0	0	18,084
Vesuvius Theatre Company	12,000	2,000	0	0	0	14,000
Vincentian Refugee Centre	25,333	2,000	0	0	0	27,333
Virus Reference Laboratory	0	0	0	0	3,131,128	3,131,128
Voluntary Services I'National	2,700	0	0	0	0	2,700
Volunteer Stroke Scheme	22,394	4,000	0	0	0	26,394
Walkinstown Assoc. For Mentally Handicapped	297,799	0	0	0	0	297,799
Warrenmount Community Education	0	2,000	0	0	0	2,000
Welcome Inn Senior Citizens	0	1,000	0	0	0	1,000
Well Woman	239,833	0	0	0	0	239,833
West Finglas Tenants & Residents	0	2,000	0	0	0	2,000
West Inner City Development	41,826	0	0	0	0	41,826
West Wicklow Day Care Centre	0	7,000	0	0	0	7,000
Whitefriar Street Comm.	0	3,000	0	0	0	3,000
Wicklow Active Retirement Assoc.	0	0	0	2,500	0	2,500
Wicklow Hospital Patients Benefit Fund	0	7,000	0	0	0	7,000
Womens Aid	419,750	0	0	0	0	419,750
Womens Support Project, Tallaght	3,000	0	0	0	0	3,000
Worklink	0	0	0	0	32,400	32,400
Y.M.C.A. Kidsworld	10,083	0	3,000	0	0	13,083
SUB-TOTAL C/F	104,743,222	905,580	17,837,024	4,297,874	18,118,992	145,902,692

NOTE N10 GRANTS TO OUTSIDE AGENCIES - EXPENDITURE FOR FOURTEEN MONTHS ENDING 29 FEBRUARY 2000

Name of Agency	Section 65 £	National Lottery Grants £	Section 10 Child Welfare £	Other Grants (to Outside Agencies)		Total £
				As Directed by the Department of Health £	Other £	
SUB-TOTAL B/F	104,743,222	905,580	17,837,024	4,297,874	18,118,992	145,902,692
Young Users Project	213,333	0	0	0	0	213,333
69 Recipients Grants < £1,000 (excl. Lottery Grants)	21,332	0	584	6,170	983	29,069
Overall Total	104,977,887	905,580	17,837,608	4,304,044	18,119,975	146,145,094

ANALYSIS OF MISCELLANEOUS

NOTE 11

	14 m/e 29/2/2000 £	1998 £
Training	0	299,654
Maint. Farm & Ground Equipment	36,923	29,358
Purchase of Farm & Grounds Equipment	15,877	0
Repairs to Farm & Grounds Equipment.	43,646	0
Rental of Farm/Grounds Equipment	6,384	0
Farm & Ground Supplies Stock	0	0
Memberships	199,089	0
Licences	57,968	9,118
Industrial Therapy Supplies	21,488	1,131
Occupational Therapy Supplies	54,637	74,751
Refund of Tender Deposit	141	0
Subscriptions	268,087	0
Sundry Expenses	4,956,143	2,787,474
Write - Off Stock	277,748	120
Purchase Of Premises	8,472	5,511
Youth Employment Levy	840	0
Revenue Commissioners	25	36
Burial Expenses	13,772	0
Materials for Workshops	2,706	17,026
Exchange Rate Difference A/C	(121)	0
Home Adaptations	87,179	14,505
Home Helps	6,398,893	5,969,527
Meals On Wheels Subsidising	1,273,140	1,083,976
Meals On Wheels Containers	48,356	72,878
Total	13,771,393	10,365,065

STOCKS DETAILS

NOTE 12

	14 m/e 29/2/2000 £	1998 £
Bedding and Clothing	126,858	153,099
Blood & Blood Products	12,952	9,689
Cleaning and Washing	160,372	86,506
Computer Supplies	9,341	3,218
Heating Oil and Fuel	36,267	35,115
Laboratory Supplies	238,647	255,887
Maintenance Materials	4,616	10,049
Medical and Surgical Supplies	839,733	694,331
Medical Gases	7,505	5,657
Provisions	202,917	78,424
Stationary & Office Supplies	156,447	74,522
X-Ray Supplies	43,848	24,235
Dental Materials	421,157	435,253
Furniture, Crockery & Hardware	117,714	44,438
Engineering Supplies	35,647	47,649
Pharmacy Stocks *	1,624,333	1,539,755
Vaccines	122,804	129,744
Sundries	22	370
Main Stores **	0	522,944
Inventory Stocktaking Variances	4,210	0
Inventory Price Variances	10,620	0
Total	4,176,010	4,150,884

* Pharmacy Stock figure for 1998 is a combination of Pharmacy Stock (£968,377) and Central Pharmacy (£571,378).

** The Main Stores stock figure for 1998 (£522,944) relates to the stores at Cherry Orchard. The corresponding valuation as at 29th February 2000 is included in the various categories above, and is no longer included as a separate amount.

**OTHER NOTES FORMING PART OF THE FINANCIAL STATEMENTS
FOR THE FOURTEEN MONTHS ENDING 29 FEBRUARY 2000**

LEASED PROPERTIES

NOTE 13

The Board occupied certain leased properties for Community Care, Special Hospitals and Drugs/Aids Programmes and Central Services as follows:

Programme	No. of Properties
Acute Hospital	1
Community Care	47
Special Hospitals	54
Central Services	1

**OTHER NOTES FORMING PART OF THE FINANCIAL STATEMENTS
FOR THE PERIOD ENDED 29 FEBRUARY 2000**

CAPITAL COMMITMENTS

NOTE 14

Commitments in respect of the following capital contracts existed at February 29th 2000:	
	£
Dartmouth House (Inter – Country Adoption Agency)	29,000
Crossfields House (for children)	80,000
Auburn House (for children)	20,000
Domville House, Ballymun	110,000
Inch Hostel (Balrothery)	35,000
Mooreabbey Community Units for the Elderly	250,000
Derrintum Health Care	350,000
Cashel Road Health Centre	50,000
Coill Dubh Health Centre	63,000
Drogheda Memorial Hospital	1,000,000
Tallaght Ambulance Base	90,000
Simpsons Hospital Unit for the Elderly	210,000
Rathclaren House Dental Surgery (Bray)	120,000
Lusk Community Unit	149,000
Community unit for the Elderly, Dalkey	45,000
Special Care Unit, St Loman's Hospital	350,000
JCM Hospital Development	2,000,000
Naas Hospital Development *	36,000,000
Fortunestown Health Centre	300,000
Woodlawn, Blakes Cross	20,000
Admissions Unit, St Ita's Hospital	22,000
Clonmethan Lodge	112,000
Community Unit for the Elderly, Maynooth	80,000
Finglas Day Care Centre	40,000
Development of St Loman's Hospital	25,000
Community Unit for the Elderly, Lusk	149,000
Orthodontic Unit, St Columcilles	937,000
Special Care Unit, St Ita's Hospital	7,041,000
Beaumont Community unit	50,000
Development of St Ita's Hospital (Learning Disabilities)	360,000
Darndale Village Centre	350,000
National Development Plan	8,000,000
Total	58,437,000
* From March 1st to December 31st 2000 it is expected that £7.5m will be spent. All of the above projects are expected to be completed within one year	

**OTHER NOTES FORMING PART OF THE FINANCIAL STATEMENTS
FOR THE YEAR ENDED 29 FEBRUARY 2000**

OVER EXPENDITURE

NOTE 15

The overrun in respect of the Fourteen Months is as follows:

	£m Adjustments to Budget	£m
Demand Led Schemes		8,341
Superannuation		663
Millennium	2,009	
Virus Reference Laboratory	1,017	
Refugees	160	
National Diseases Surveillance	(400)	
Incremental Credit	149	
Nurses Overtime	400	
P.R.S.I	94	
Transition to ERHA	300	
Disabilities	(59)	
		<u>3,670</u>
		<u><u>12,674</u></u>

The Demand Led Schemes are funded in full by the Department of Health and Children

At 29/2/2000, however, funding in respect of these schemes had not been received and was therefore not reflected in the Approved Allocation.

OTHER NOTES FORMING PART OF THE FINANCIAL STATEMENTS FOR THE FOURTEEN
MONTHS ENDING 29 FEBRUARY 2000

DISSOLUTION OF EASTERN HEALTH BOARD

NOTE 16

Health (Eastern Regional Health Authority) Act, 1999

DISSOLUTION OF EASTERN HEALTH BOARD AND TRANSFER OF ITS STAFF TO AUTHORITY

19.-(1) On the establishment day, the Eastern Health Board shall stand dissolved.

(2) On the establishment day, all land which, immediately before that day, was vested in the Eastern Health Board and all rights, powers and privileges relating to or connected with that land shall, without any convenience or assignment, stand vested in the Authority.

(3) On the establishment day, all property other than land, including choses- in-action, which, immediately before that day, was the property of the Eastern Health Board shall stand vested in the Authority without any assignment.

(4) All rights and liabilities of the Eastern Health Board arising by virtue of any contract or commitment (express or implied) entered into by that body before the establishment day shall on that day stand transferred to the Authority.

(5) Every right and liability transferred under subsection (4) may on or after its transfer be sued on, recovered or enforced by or against the Authority in its own name and it shall not be necessary for the Authority to give notice to the person whose right or liability is transferred.

(6) Final accounts of the Eastern Health Board shall be drawn up in accordance with the accounting standards specified by the Minister for the purposes of section 11(2) of the No. 3 Act of 1996 and shall be audited by the Comptroller and Auditor General in accordance with section 6 of the Act of 1993.

(7) Any legal proceedings pending on the establishment day in any court or tribunal to which the Eastern Health Board is a party shall continue with the substitution of the name of the Authority for that of the Eastern Health Board and shall not abate by reason of such substitution.

(8) Any reference to the Eastern Health Board in an order made by a court before the establishment day shall, on the establishment day, be construed as a reference to the Authority.

OTHER NOTES FORMING PART OF THE FINANCIAL STATEMENTS FOR THE FOURTEEN
MONTHS ENDING 29 FEBRUARY 2000

DISSOLUTION OF EASTERN HEALTH BOARD

NOTE 16

(9) Any resolution passed, order made or notice served by the Eastern Health Board before the establishment day the operation, effect or term of which had not ceased or expired immediately before the establishment day shall, on or after that day, continue in force and have effect as though it was a resolution passed, order made or notice served by the Authority.

(10) Any rule or regulation made by the Eastern Health Board which was in force immediately before the establishment day shall, on or after that day, continue in force and have effect as though it was a rule or regulation made by the Authority and every such rule or regulation may be continued, varied or revoked, and penalties and forfeitures arising thereunder may be recovered and enforced by the Authority.

(11) The Authority may, subject to this Act, in writing transfer to an Area Health Board any land, other property, right or liability transferred to it under this Section.

SUBSIDIARY COMPANIES

The subsidiary companies of the Eastern Health Board are:

(i) **Verville Retreat Limited**

The Company is engaged in the treatment of nervous diseases and the provision of accommodation for such patients. The 40,000 shares are 100% owned by the Eastern Health Board. The Eastern Health Board has two staff representatives on the Board of Verville Retreat Limited with one acting as Chairman. There are no borrowings and no money advanced.

(ii) **Eve Holdings Limited**

The Company provides Rehabilitation Programmes for people appropriately referred within the Eastern Health Board region. The issued ordinary share capital of the Company consists of two ordinary shares which are held, in trust on behalf of the Eastern Health Board. Four senior personnel of the Eastern Health Board are on the Board of Eve Holdings Limited. It has no borrowings and no money advanced. The funding for this Company is shown as a Section 65 Grant.

(iii) **Eastern Community Works Ltd**

The Company is engaged in improving the living conditions of the elderly by carrying out minor repairs and decorations to the main living areas of the elderly persons home. The Company also administers the Homecare Attendants Scheme and other minor programmes on behalf of the Eastern Health Board. It has no share ownership. The Board is made up of six officers of the Eastern Health Board. It has no borrowings and no money advanced. The funding for this Company is shown as a Section 65 Grant.

(iv) **Bradog Trust**

The objectives of the Trust are to carry out for the community the provision of housing and associated amenities for persons in deprived or necessitous circumstances and to provide for relief of poverty and deprivation caused by poor housing conditions and homelessness or other social and economic circumstances. It has no share ownership.

Apart from two, all members of the Board are officers of the Eastern Health Board. It has no borrowings and no money advanced.

(v) **Tolco Limited**

The objects for which the company was established are:-

To establish and maintain in conjunction with the Eastern Health Board residential, day-care, training, educational and work-shop facilities and services for the maintenance, up-keep, education, rehabilitation and training of those suffering from physical, mental, or psychiatric handicaps or disabilities. It has no share ownership, one senior member of the Eastern Health Board is on the Board of Tolco. The company has no borrowings and no monies advanced.

The Board intends to continue to finance the activities of its subsidiary companies. These activities are within the scope of the objects clause in the memorandum of association of the subsidiary companies

**OTHER NOTES FORMING PART OF THE FINANCIAL STATEMENTS
FOR THE PERIOD ENDED 29 FEBRUARY 2000**

NOTE 18

Euro Changeover Plan

The Eastern Regional Health Authority has in place a management structure, consisting of a Steering Committee and a Euro Working Group, to ensure that the infrastructure is capable of complying with the business requirements imposed by the introduction of the euro. Plans have been drawn up to test the conversion programmes across all modules of the financial suite of systems.



29 February 2000

Mr Pat McLoughlin,
Chief Executive,
Eastern Health Board,
Dr Stevens Hospital,
Stevens Lane,
Dublin 8.



DEPARTMENT
OF HEALTH AND
CHILDREN
AN ROINN
SLÁINTE AGUS LEANAÍ

Shaping a
Healthier Future

Re: Final Year End Accounts/Eastern Health Board

Dear Mr McLoughlin,

I refer to your letters of 20th January 2000 and 21st February in connection with the above and with particular reference to your letter of 21st February 2000 requesting that the date for adoption of the final account of the EHB should be 31st August 2000.

Following consultation with the Office of the Comptroller and Auditor General, the accounting and audit arrangements for the final accounts of your Board are proposed as follows:

Final Accounts of EHB:

- (i) The final statutory accounts for the EHB should be prepared in respect of the 14-month period 1/1/99 to 29/2/00. Your Board should prepare statutory accounts for the 14-month period to 29th February 2000.


The accounts should show as comparatives, the previous 12-month period ended on 31st December 1998 together with a note to the accounts explaining the unique circumstances which require a 14-month accounting period.

Hawkins House Dublin 2
Teach Málach Bóile Átha Cliath 2
Telephone (01) 635 4000 VPN 112
Telex 3345 | Fax (01) 535 4001

- (ii) Accounts for the 12-month period ending 31st December 1999 and separately for the 2-month period ending 29th February 2000 should be prepared for comparison purposes only. While these accounts would not be for publication, the C&AG have undertaken to give audit assurance about their accuracy and completeness.
- (iii) With reference to your request that the date for adoption of the final account of the EHB be extended to 31st August 2000, this Department has no objection. I am writing separately to Mr D.O'Shea, Regional Chief Executive, ERHA to have the appropriate arrangements put in place.

Following the dissolution of the EHB, the final accounts of that board, still must be adopted in accordance with section 11 (3) of the Health Amendment Act 1996. It is now proposed, that the board of the ERHA would adopt the final EHB account "on behalf of the EHB". We have written to Mr. Donal O'Shea separately in this regard (copy attached).

Yours sincerely,



Dermot Smyth
A/Assistant Secretary

cc: C&AG
Mr D.O'Shea
Mr T. Enright
Mr V.Barton
Mr D.Magan

MODE = TRANSMISSION

START=06-SEP 12:09

END=06-SEP 12:10

STN NO.	COMM.	ABBR NO.	STATION NAME/TEL NO.	PAGES	DURATION
001	OK	8	94065611	005	00:01'35

***** - ***** - *****

29 February, 2000

Mr Donal O'Shea,
Regional Chief Executive Officer,
Eastern Regional Health Authority,
Canal House,
Canal Road,
Dublin 6.



DEPARTMENT
OF HEALTH AND
CHILDREN
AN ROINN
SLÁINTE AGUS LEAF

Shaping a
Healthier Future

Re: Arrangement for final accounts of EHB

Dear Donal,

The EHB have requested that final statutory accounts for the EHB should be the 14-month period to 29th February 2000 and that the date for adoption extends Health Amendment Act 1996 II (3) be extended to 31st August 2000. Following discussion with the C&AG this Department wrote to Mr P. McLoughlin CEO, Eastern Health Board, conveying approval to these requests.

Following the dissolution of EHB, the final accounts of that board, still must be adopted in accordance with section 11 (3) of the Health Amendment Act 1996. It is now proposed, subject to your agreement, that the board of the ERHA would adopt the final EHB account "on behalf of the EHB". Precedent for this exists in relation to St Luke's/Anne's on the dissolution of St Anne's.

It would be appreciated if you would confirm, as a matter of extreme urgency, if the arrangement would be acceptable to you.

In the event that the above arrangement is acceptable perhaps you might give consideration to emerging to a particular individual the following responsibilities.

- (i) Preparation of the 14 month accounts in good time for 31st August adoption date (Section 11 (3) Health Amendment Act 1996)
- (ii) Submission of accounts for audit to the C&AG, (section 6(5) C&AG Act 1993)
- (iii) Servicing the audit process and arrangement for dealing promptly with audit queries.

Finally, all the above arrangements relate to the special circumstances arising from the dissolution of the EHB on 29th February 2000.

In the case of the ERHA, while the first accounting period with the 10 month period to 31 December 2000, all existing statutory dates will apply.

Yours sincerely,


Dermot Smyth
A/Assistant Secretary

cc: C&AG's Office
Mr P. McLoughlin
Mr T. Enright
Mr V. Barton
Mr D. Magan

FAXED TO

4065611



DEPARTMENT
OF HEALTH AND
CHILDREN
AN ROINN
SLÁINTE AGUS LEANAÍ

Shaping a
Healthier Future

FAX TRANSMISSION

Finance Unit (Room 832)

Fax No. 01 - 635 4378

Other Fax No. _____

To:	Mr Liam Woods Finance Director
From:	Ray Carroll
Telephone:	635 4253
Date:	06-09-00
No. of pages which follow:	4
Subject:	As per phone call
Additional Comments:	_____

MODE = TRANSMISSION

START=07-SEP 12:22

END=07-SEP 12:23

STN NO.	COMM.	ABBR NO.	STATION NAME/TEL NO.	PAGES	DURATION
001	OK	*	96689135	002	00:00'57

***** -

- ***** -

- *****

Secretary General's Office
Received
- 1 SEP 2000



EASTERN REGIONAL HEALTH AUTHORITY
Údarás Réigiúnda Sláinte an Oirthir
SHARED SERVICES CENTRE
FINANCE DEPARTMENT, DR STEEVENS' HOSPITAL, DUBLIN 8
TEL: 01 635 2221 • FAX: 01 671 0580

Mr Michael Kelly,
Secretary General
Department Of Health & Children,
Hawkins House,
Dublin 2

1. Pl. acc. *4/9/00*
2. The D. Smyth *1/9*

September 1st 2000.

OK
1/9

Financial Statements 14 months ending 29th February 2000 – Eastern Health Board

Dear Mr Kelly, *1/9*

I enclose the account in respect of the former Eastern Health Board covering the period January 1st 1999 to 29th February 2000.

Yours sincerely,

[Signature]
Tom Larkin
Financial Accountant

1. Mr. *[Signature]* *4/9/00*
2. Mr. *[Signature]*

Pl. acc. received
[Signature]
4/9

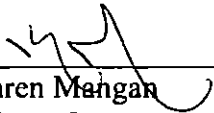
4 September 2000

Mr Tom Larkin
Financial Accountant
Eastern Regional Health Authority
Shared Services Centre
Finance Department
Dr Steevens' Hospital
Dublin 8

Dear Mr Larkin

On behalf of the Secretary General, Mr Michael Kelly, I wish to acknowledge receipt of your letter of 1 September 2000 and enclosed Financial Statements in respect of the former Eastern Health Board covering the period 1 January 1999 to 29 February 2000.

Yours sincerely



Karen Mahgan
Private Secretary