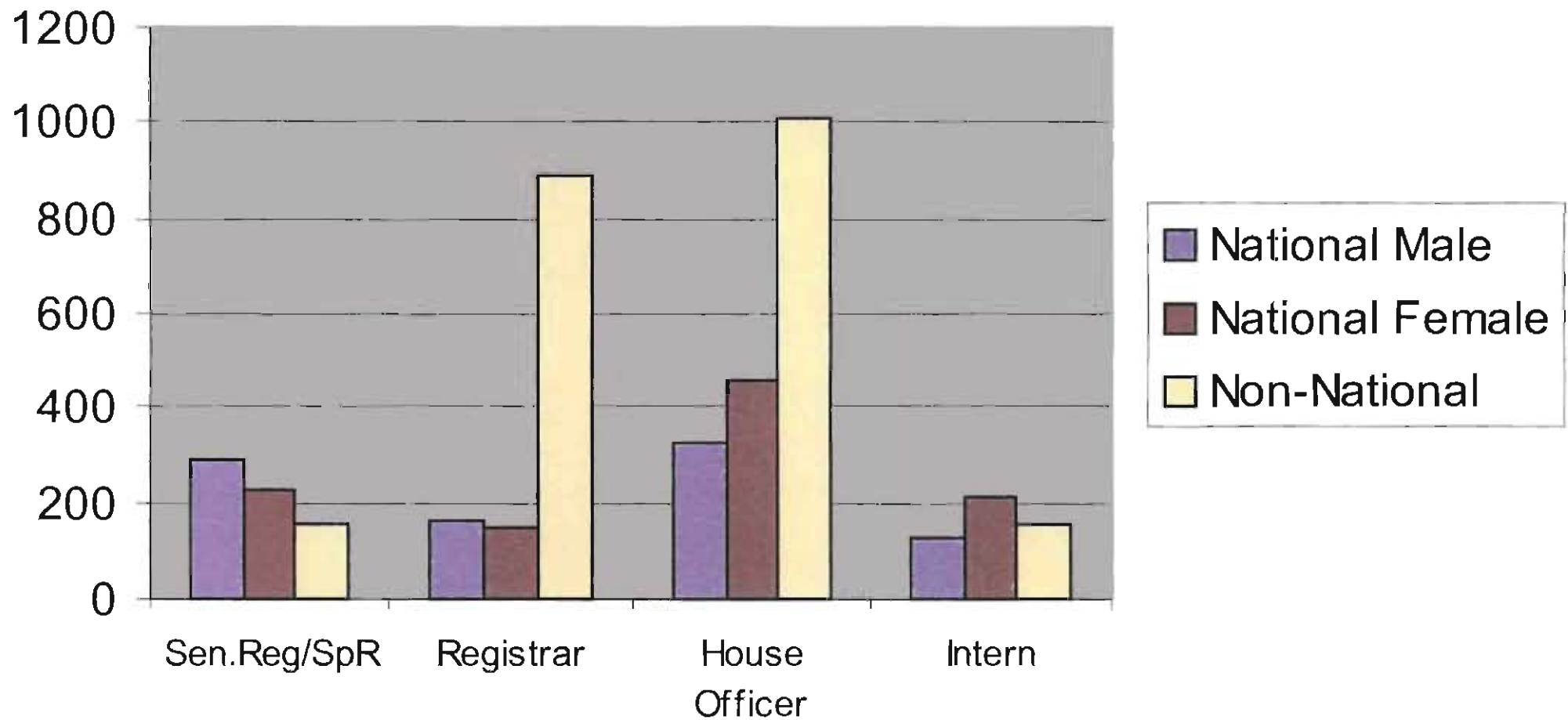


**An Bord Míochaine agus Déidliachta
larchéime**

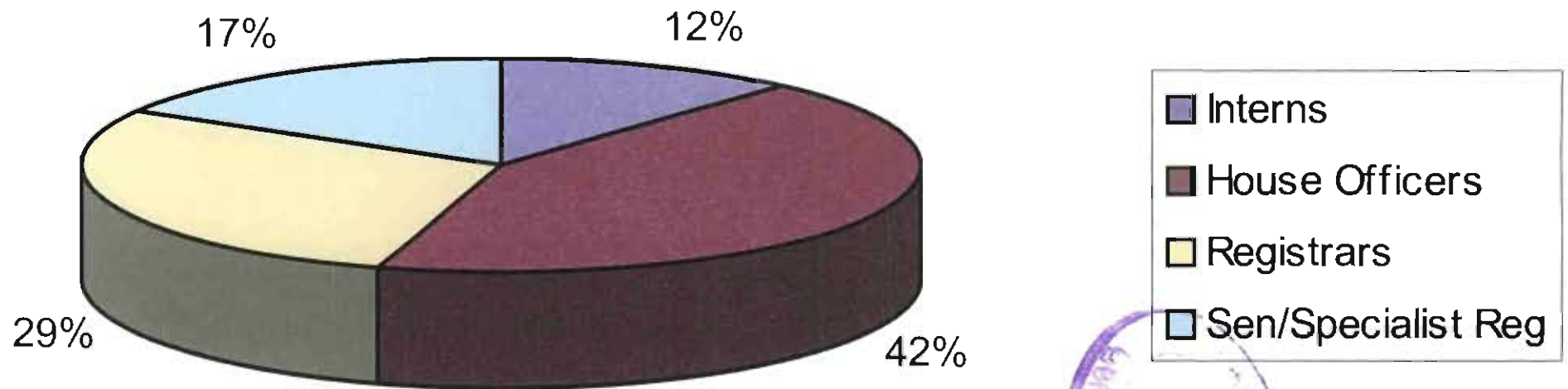
**The Postgraduate Medical
and Dental Board**

**Survey of NCHD Staffing at
1st October 2004**

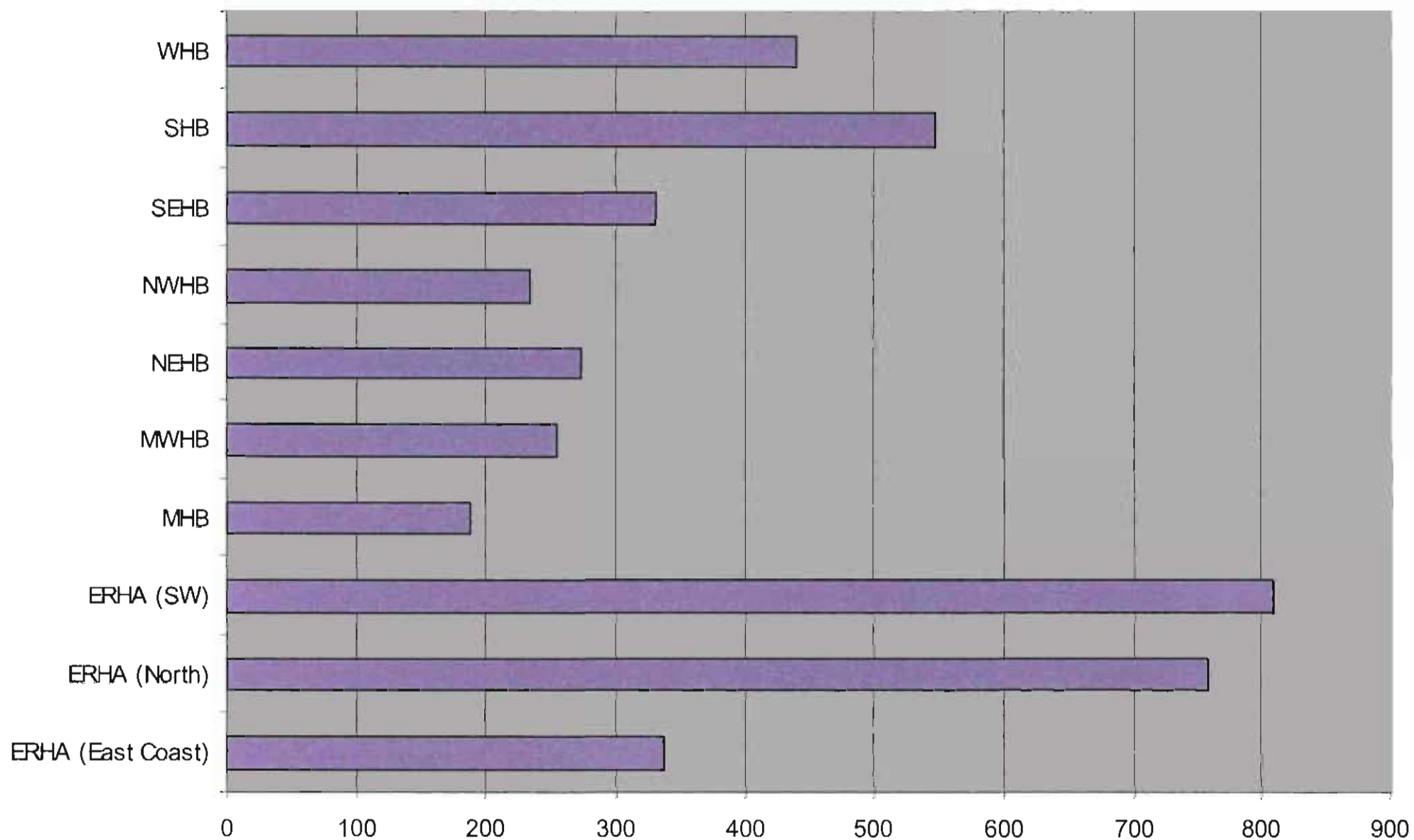
NCHD Census October 2004 (PgMDB)



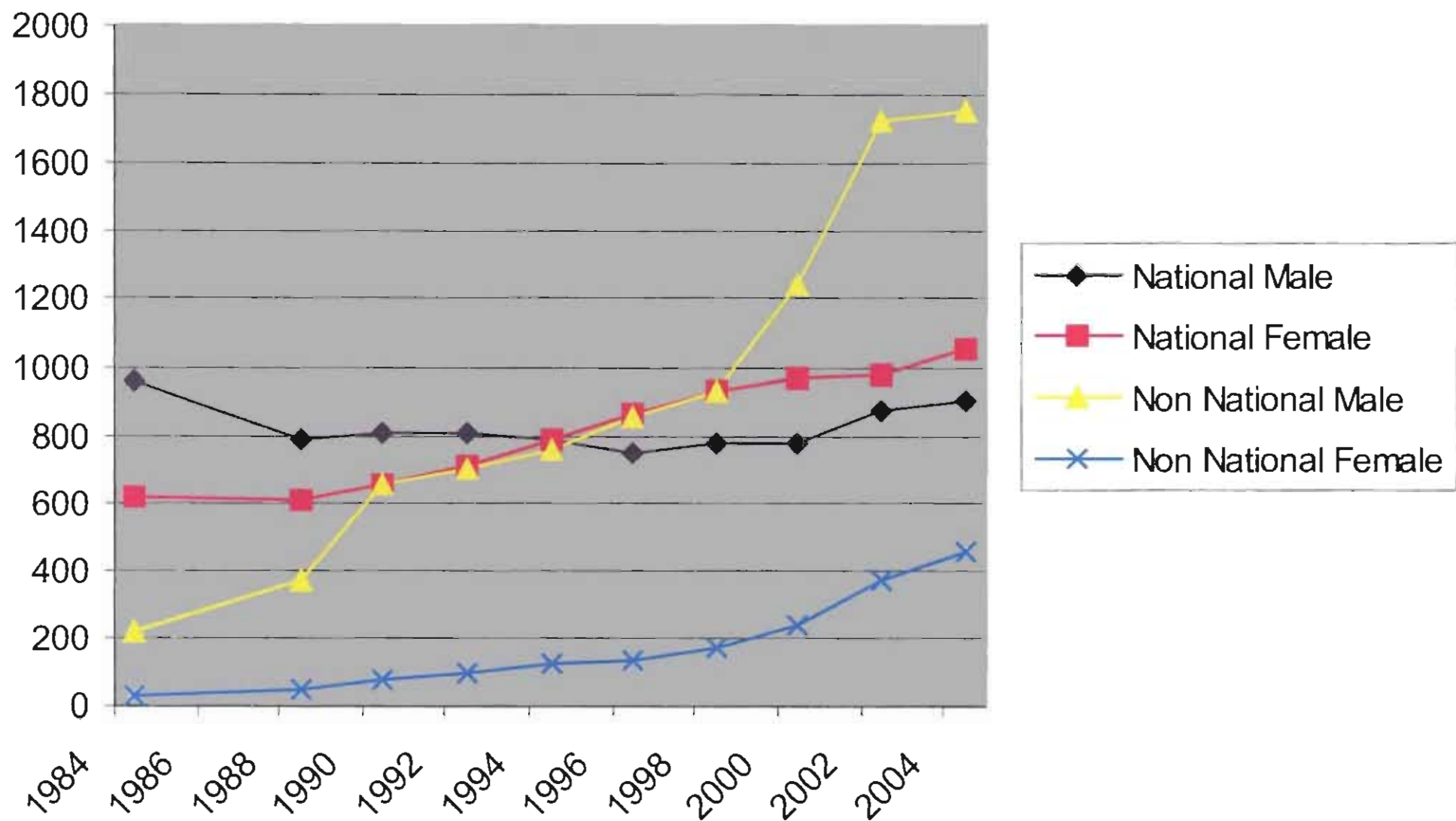
Approved Complements 2004 (PgMDB)



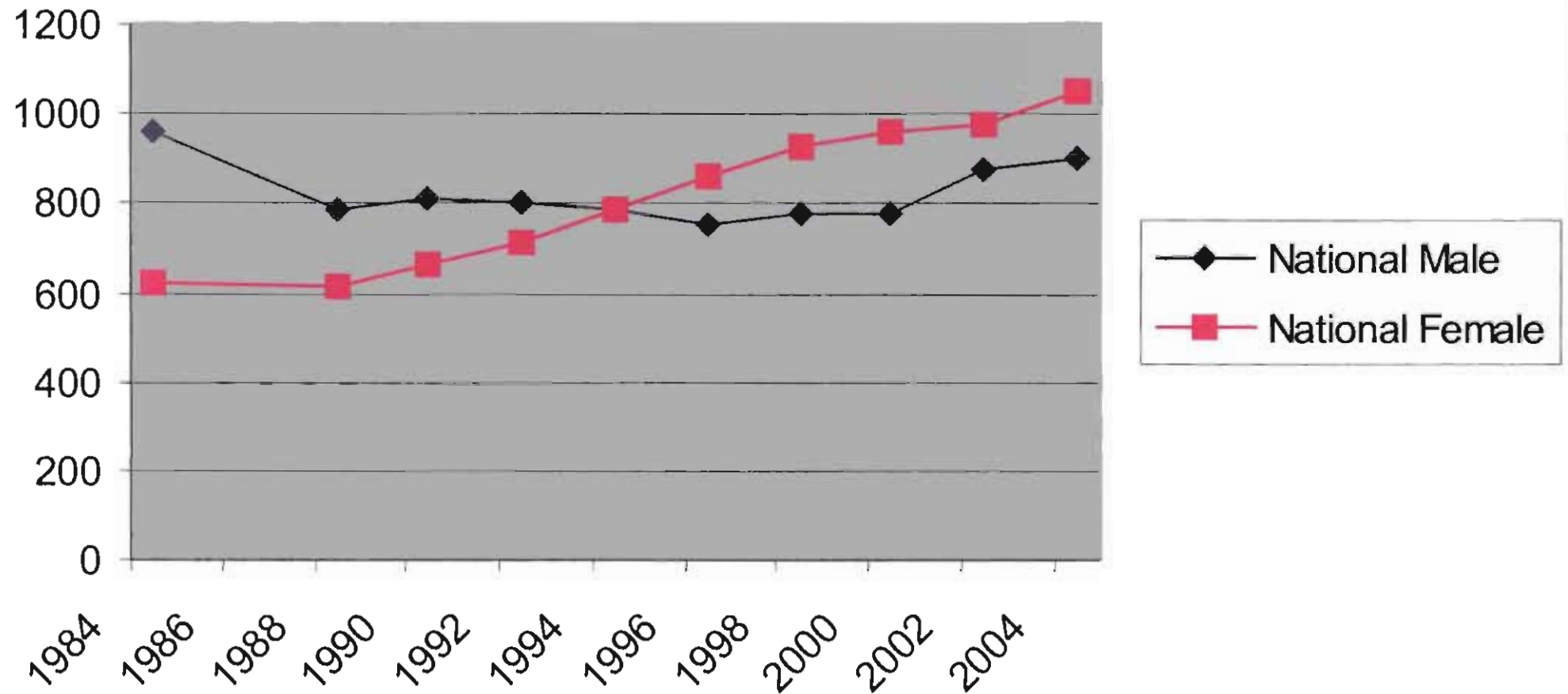
NCHD Complements by Health Board Area (PgMDB) 2004



Growth in NCHD Numbers 1984-2004 (PgMDB)



Change in Irish NCHDS Employed (by gender) 1984-2004



Postgraduate Medical and Dental Board

Survey of NCHD Staffing at 1 October, 2004

1. The Postgraduate Medical and Dental Board asked hospital authorities to furnish information in relation to NCHD staffing as at 1 October, 2004. The information sought included
 - approved complements by grades and specialties,
 - numbers, gender, nationality (whether Irish or non-Irish) of those employed.

The Board conducted similar surveys in respect of NCHD staffing as at 1 April, 1984 and 1 October, 1988, 1990, 1992, 1994, 1996, 1998, 2000 and 2002.

2. Details as to the information furnished in relation to the number of NCHDs employed at 1 October, 2004 are given in the following tables:

TABLE 1: Number and location of Interns employed - (pages 8-9)

TABLE 2: Number and location of House Officers employed- (pages 10-12)

TABLE 3: Distribution of House Officers by specialty - (pages 13-27)

TABLE 4: Number and location of Registrars employed - (pages 28-30)

TABLE 5: Distribution of Registrars by specialty - (pages 31-46)

TABLE 6: Number and location of Senior/Specialist Registrars - (pages 47-49)

TABLE 7: Distribution of Senior/Specialist Registrars by specialty - (pages 50-61)

TABLE 8: Distribution of NCHD Complement by Grade and Health Board area- (page 62)

TABLE 9: Comparisons between 2004 and earlier surveys - (pages 63-65)

TABLE 10: More detailed comparisons between 2004, 1994 and 1984 surveys - (pages 66-69)

TABLE 11: Number and location of whole-time NCHDS employed in private hospitals - (pages 70-72).

- 3 The following statement shows the number of NCHDs employed in the public sector on 1 October, 2004: -

Grade	Approved Complements	Nationals		Non-Nationals		Totals		TOTAL
		M	F	M	F	M	F	
Intern	488	125	211	84	69	209	280	489
House Officer	1,797	328	458.5	788	218	1,116	676.5	1,792.5
Registrar	1,193.94	162.2	151.24	760.5	130.5	922.7	281.74	1,204.44
Senior/Sp Registrar	691	287	228	121	37	408	265	673
All Grades	4,169.94	902.2	1,048.74	1,753.5	454.5	2,655.7	1,503.24	4,158.94

- (a) Approved complement means the complement authorised and funded by Department of Health and Children together with Flexible Training Posts funded by the Postgraduate Medical and Dental Board.
- (b) Information was sought only in relation to Senior/Specialist Registrar posts which are approved by the appropriate Training body and which have also been approved by Comhairle na nOspidéal and which have been funded either specifically or by the 'conversion' of some other NCHD post.
- (c) The figures above do not include the third-year trainee registrars posts in the general practice specialist training schemes.

4 Male/Female Ratios

4.1 General

The following table shows the percentages of males and females employed:

Grade	Nationals		Non-Nationals		Totals	
	M	F	M	F	M	F
Sen./Sp. Registrars	56	44	77	23	61	39
Registrars	52	48	85	15	77	23
House Officers	42	58	78	22	62	38
Interns	37	63	55	45	43	57
All Grades	46	54	79	21	64	36

4.2 Analysis by Gender and Specialty of Irish Nationals employed as NCHDs

Specialty	Sen/Sp Registrar		Registrar		House Officer	
	M	F	M	F	M	F
	%	%	%	%	%	%
A/E & Casualty	75	25	66	34	50	50
Anaesthetics	67	33	58	42	49	51
Medicine	50	50	48	52	35	65
Obstel/Gynae	16	84	29	71	29	71
Paediatrics	48	52	50	50	30	70
Pathology	51	49	44	56	40	60
Psychiatry	20	80	30	70	38	62
Radiology	57	43	-	-	-	-
Surgery (all Specialties)	83	17	79	21	39	41
All Specialties (%)	56	44	52	48	42	58

5 Numbers of Non-Nationals employed

5.1 The survey shows a total of 2,208 non-nationals employed as NCHDs at 1 October, 2004. This figure, which represents 53% of the total, was made up as follows:-

Sen/Sp. Registrars	158	(23% of all Sen/Sp. Registrars)
Registrars	891	(74% of all Registrars)
House Officers	1,006	(56% of all House Officers)
Interns	153	(31% of all interns)
Totals	2,208	----- (53%)

5.2 **Percentages of Registrar and House Officer posts filled by Non-Nationals, analysed by employing authority**

Employing Authority	Registrars	House Officers
	%	%
Area HBs w/in Eastern RHA	55	59
Midland HB	99	68
Mid-Western HB	88	71
North-Eastern HB	93	80
North-Western HB	90	75
South-Eastern HB	87	74
Southern HB	76	55
Western HB	79	47
Voluntary Hospitals	62	40
All Employing Authorities	74	56

5.3 **Percentages of Senior/Specialist Registrar, Registrar and House Officer posts filled by Non-Nationals, analysed by Specialty**

Specialty	Sen/SpRs	Registrars	House Officers
	%	%	%
A&E & Casualty	11	72	62
Anaesthetics	29	93	52
Medicine	22	68	41
Obstetrics/Gynaecology	37	92	64
Paediatrics	14	91	55
Pathology	34	49	49
Psychiatry	7	49	70
Radiology	8	100	-
Surgery (all specialties)	31	75	62
All Specialties	23	74	56

6 **Distribution by Specialty of Senior/Specialist Registrar, Registrar and House Officer Complement**

	Sen/SpRs	Registrars	House Officers	All Grades
A&E & Casualty	10	113	207	330
Anaesthetics	93	161	98	352
Medicine	179.5	300.94	493	973.44
Obstetrics/Gynaecology	31	84	116.5	231.5
Paediatrics	33	87	156	276
Pathology	61.5	24.5	48	134
Psychiatry	59	156	270	485
Radiology	65	2	-	67
Surgery (all specialties)	159	265.5	408.5	833
All Specialties	691	1,193.94	1,797	3,681.94

7 **Vacancies in NCHD posts.**

This census revealed 38 vacancies in NCHD posts in 22 hospitals. Brief details as to the specialties concerned are given beneath:

	Sen/SpRs	Registrars	House Officers	All Grades
A&E & Casualty	1	2	1	4
Anaesthetics		2	-	2
Medicine	8	3	2	13
Obstetrics/Gynaecology	1	-	-	1
Paediatrics	4		1	5
Pathology	2	-	-	2
Psychiatry	1	1	3	5
Radiology	-	1		1
Surgery (all specialties)	2	-	3	5
All Specialties	19	9	10	38

Notes: In some cases the vacancies were offset by the appointment of additions to complement in a different NCHD grade. The 38 vacancies in this census compares with 24 in 2002 and 52 in 2000.

8 Comparisons with 2002 Survey

Following are some comparisons between the findings of the 2004 and 2002 surveys –

- The NCHD complement increased by 272 (7%)
- House Officer complement increased by 130
- Registrar complement increased by 28
- Senior and specialist registrar complement increased by 86, reflecting the continuing growth of restructured higher training schemes
- The combined Senior/Specialist Registrar, registrar and house officer complement in the surgical specialties increased by 62 while the corresponding complements in A/E and psychiatry increased by 56 and 45 respectively
- While the NCHD complement nationally increased by 7% the complements in the North- West, North-East, South and Midland increased by 18%, 10%, 10% and 9% respectively.
- The number of Irish Nationals employed as NCHDs increased by 101 to 1,951, which is the highest level ever reported in the Board's surveys.
- 54% of Irish NCHDs are now female as compared to 53% in October 2002
- Only 77.5 of the 674 registrar and house officer posts in the surgical specialties were filled by Irish Female NCHDs; at 11% this shows no change from the position two years earlier
- The number of Non-National NCHDs increased by 121 to 2,208 (53% of all NCHDs – the same percentage as at 1 October, 2002).
- On 1 October 2004 the ratio of approved NCHD posts to consultant posts stood at 2.20 : 1, as compared with 2.39 : 1 on 1 October 2002.

9 Some Comparisons with 1984 Survey

There has been an interval of 20.5 years between the Board's October 2004 survey of NCHD staffing and the first such survey conducted by it in April 1984. In that period –

- The approved complement of NCHD posts has increased from 1,795.5 to 4,169.94 – an increase of 2,374.44 (132%)
- The number of Irish Nationals employed as NCHDs has increased from 1,574 to 1,951 and the number of Non-National NCHDs increased from 242 to 2,208
- Females now comprise 54% of Irish NCHDs, the corresponding percentage in 1984 was 39%
- In 1984 Non-nationals comprised 13% of the NCHD workforce, the corresponding figure for 2004 was 53%.
- The ratio of approved NCHD posts to consultant posts changed from 1.57: 1 in 1984 to 2.20: 1 in 2004.

Further more detailed comparisons between the 1984 and 2004 surveys are given in Table 10.

10 **Private Hospitals**

On 1 October, 2004 71 wholetime NCHDs were employed in 9 private hospitals. Those NCHDs were comprised of 21 registrars, 46 house officers and 4 interns. Most of the NCHDs in question worked in the specialties of medicine, surgery and/or provided cover in all disciplines. Further details are given in Table 11.

Postgraduate Medical and Dental Board

November, 2004

NCHD9

Table 1

Interns at 01/10/2004

Employing Authority	Approved Complement	National Male	National Female	Non-National Male	Non-National Female	Total Male	Total Female
ECAHB							
St Columcille's	7	4	3	0	0	4	3
Total ECAHB	7	4	3	0	0	4	3
NAHB							
JCMH	18	0	8	6	4	6	12
Total NAHB	18	0	8	6	4	6	12
SWAHB							
Naas	1	0	0	0	1	0	1
Total SWAHB	1	0	0	0	1	0	1
MHB							
Mullingar General	3	1	2	0	0	1	2
Portlaoise General	2	1	1	0	0	1	1
Tullamore General	3	0	2	0	1	0	3
Total MHB	8	2	5	0	1	2	6
MWHB							
Ennis General	1	0	0	1	0	1	0
Limerick Regional	21	7	10	2	2	9	12
Total MWHB	22	7	10	3	2	10	12
NEHB							
Louth Co Hospital	3	1	0	1	1	2	1
Navan Hospital	5	2	0	3	0	5	0
OLOL Drogheda	16	2	2	6	7	8	9
Total NEHB	24	5	2	10	8	15	10
NWHB							
Letterkenny General	12	2	8	1	1	3	9
Sligo General	9	3	4	0	2	3	6
Total NWHB	21	5	12	1	3	6	15

Employing Authority	Approved Complement	National Male	National Female	Non-National Male	Non-National Female	Total Male	Total Female
SEHB							
Kilkenny General	7	1	2	3	1	4	3
Our Lady's Cashel	2	1	1	0	0	1	1
Waterford Regional	12	2	1	6	3	8	4
Wexford General	3	0	1	2	0	2	1
Total SEHB	24	4	5	11	4	15	9
SHB							
Bantry	6	2	2	1	1	3	3
Cork University Hosp	32	13	16	3	0	16	16
Mallow	4	2	2	0	0	2	2
Tralee	6	2	3	1	0	3	3
Total SHB	48	19	23	5	1	24	24
Voluntary Hospitals							
Beaumont	65	15	20	17	13	32	33
Mater	39	7	32	0	0	7	32
Mercy Cork	16	2	12	0	2	2	14
St James's	45	15	7	11	12	26	19
St John's Limerick	4	1	3	0	0	1	3
St Michael's D/Laoire	2	0	2	0	0	0	2
St Vincent's Elm Park	33	11	21	1	0	12	21
Sth Infirmary Victoria	12	3	9	0	0	3	9
Tallaght Hospital	34	7	13	4	10	11	23
Total Voluntary Hospitals	250	61	119	33	37	94	156
WHB							
Mayo General	9	0	6	3	0	3	6
Portiuncula	8	1	1	2	4	3	5
Roscommon General	2	0	1	1	0	1	1
UC Hospital Galway	46	17	16	9	4	26	20
Total WHB	65	18	24	15	8	33	32
Grand Total	488	125	211	84	69	209	280

Table 2

House Officer at 01/10/2004

Employing Authority	Approved Complement	National Male	National Female	Non-National Male	Non-National Female	Total Male	Total Female
ECAHB							
ECAHB (psy)	9	2	3	4	0	6	3
St Columcille's	22	7	7	7	1	14	8
Total ECAHB	31	9	10	11	1	20	11
NAHB							
NAHB (Psy)	37	2	3	25	6	27	9
JCMH	35	11	12	9	3	20	15
St Mary's, Phoenix Park	5	1	1	3	0	4	1
Total NAHB	77	14	16	37	9	51	25
SWAHB							
SWAHB (Psy)	22	3	5	11	3	14	8
Naas	16	1	2	11	2	12	4
Total SWAHB	38	4	7	22	5	26	12
MHB							
Mullingar General	27	3	9	8	7	11	16
Mullingar Psychiatric	10	0	1	6	3	6	4
Portlaoise General	20	1	5	13	1	14	6
Portlaoise Psychiatric	11	0	2	8	1	8	3
Tullamore General	27	3	6	15	3	18	9
Total MHB	95	7	23	50	15	57	38
MWHB							
Child Psych MWHB	2	0	0	2	0	2	0
Clare Mental Health Services	7	1	0	4	1	5	1
Ennis General	11	1	0	10	0	11	0
Limerick Mental Health	5	4	0	0	1	4	1
Limerick Regional	80	10	16	46	8	56	24
Nenagh General	16	2	0	13	0	15	0
North Tipp Psy Services	2	1	0	1	0	2	0
Total MWHB	123	19	16	76	10	95	26
NEHB							
Cavan General	33	1	1	23	7	24	8
Louth Co Hospital	10	0	1	7	2	7	3
Louth/Meath MHS	11	0	1	10	0	10	1
Monaghan General	11	0	1	10	0	10	1

Employing Authority	Approved Complement	National Male	National Female	Non-National Male	Non-National Female	Total Male	Total Female
NEHB							
Monaghan Psychiatric	2	0	0	2	0	2	0
Navan Hospital	13	3	5	3	2	6	7
OLOL Drogheda	43	5	6	26	6	31	12
Total NEHB	123	9	15	81	17	90	32
NWHB							
Letterkenny General	55	7	11	29	8	36	19
Letterkenny Psychiatric	11	0	2	7	2	7	4
Manorhamilton	3	0	0	3	0	3	0
Sligo General	53	4	7	35	6	39	13
Sligo Psychiatric	5	0	1	4	0	4	1
Total NWHB	127	11	21	78	16	89	37
SEHB							
Carlow/Kilkenny psy	6	0	0	5	3	5	3
Clonmel Psychiatric	6	0	0	5	1	5	1
Enniscorthy Psychiatric	8	0	0	7	1	7	1
Kilcreene Orthopaedic	4	0	0	4	0	4	0
Kilkenny General	28	3	3	21	1	24	4
Our Lady's Cashel	6	0	0	6	0	6	0
South Tipperary General	18	2	1	10	5	12	6
Waterford Psychiatric	6	0	3	3	0	3	3
Waterford Regional	58	13	10	27	7	40	17
Wexford General	30	4	5	17	4	21	9
Total SEHB	170	22	22	105	22	127	44
SHB							
Bantry	10	0	1	7	2	7	3
Cork Orthopaedic	5	1	0	2	1	3	1
Cork University Hosp	89	24	33.5	27	6	51	39.5
Erinville/St.Finbarrs	19	3	2	6	8	9	10
Kerry Psych Services	6	0	3	3	0	3	3
Mallow	9	2	3	4	0	6	3
North Lee Psy Services	10	1	2	4	3	5	5
SHB Child psy Cork	1	0	0	1	0	1	0
Skibbereen Psych	4	0	0	3	1	3	1
St Stephen's Cork	5	0	3	1	1	1	4
Tralee	38	6	4	23	4	29	8
Total SHB	196	37	51.5	81	26	118	77.5

Employing Authority	Approved Complement	National Male	National Female	Non-National Male	Non-National Female	Total Male	Total Female
Voluntary Hospitals							
Beaumont	78	14	30	21	13	35	43
Cappagh Orthopaedic	6	4	1	1	0	5	1
Cluain Mhuire	1	0	1	0	0	0	1
Coombe	20	2	6	6	5	8	11
Crumlin	33	1	16	10	6	11	22
Donnybrook	3	1	2	0	0	1	2
Drug Treatment Centre	1	0	1	0	0	0	1
Hospice, Harolds Cross	2	0	1	1	0	1	1
Hume Street	1	0	1	0	0	0	1
Kilcorman	2	0	1	1	0	1	1
Mater	66	19	34	8	5	27	39
Mercy Cork	29	5	10	12	2	17	12
Nat Maternity Hospital	12	2	4	1	5	3	9
National Rehab Hospital	5	1	1	1	2	2	3
Peamount	5	1	0	4	0	5	0
R Vic Eye/Ear	13	2	4	6	1	8	5
Rotunda	15	2	6	3	4	5	10
St James's	80	17	32	19	12	36	44
St John's Limerick	11	4	3	3	1	7	4
St Luke's/St Anne's	7	0	3	4	1	4	4
St Michael's D/Laoire	11	2	4	5	0	7	4
St Patrick's James's S	27	4	12	10	1	14	13
St Vincent's Elm Park	48	23	15	7	3	30	18
St Vincent's Fairview	2	0	0	0	1	0	1
Sth Infirmary Victoria	26	5	6	13	2	18	8
Stillorgan	8	3	0	3	2	6	2
Tallaght Hospital	69	24	14	22	9	46	23
Temple Street	24	5	11	3	5	8	16
Total Voluntary Hospitals	605	141	219	164	80	305	299
WHB							
East Galway Psy Service	10	1	4	4	1	5	5
Mayo General	36	10	4	15	7	25	11
Mayo Psy Services	5	1	1	4	0	5	1
Portiuncula	25	4	5	13	3	17	8
Roscommon General	12	1	2	8	1	9	3
Roscommon Psy Services	4	2	0	2	0	4	0
UC Hospital Galway	113	34	41	33	5	67	46
West Galway Psy Servic	7	2	1	4	0	6	1
Total WHB	212	55	58	83	17	138	75
Grand Total	1797	328	458.5	788	218	1116	676.5

Table 3

House Officers at 1 October 2004

Employing Authority	Approved Complement	National Male	National Female	Non-National Male	Non-National Female	Total Male	Total Female
A&E Casualty							
Beaumont	14	3	1	5	5	8	6
Cavan General	5	0	0	5	0	5	0
Cork University Hosp	10	2	3	3	2	5	5
Crumlin	3	0	3	0	0	0	3
JCMH	8	3	2	2	1	5	3
Kilkenny General	3	0	0	3	0	3	0
Letterkenny General	10	2	1	6	1	8	2
Limerick Regional	9	0	1	7	1	7	2
Mater	12	3	5	1	3	4	8
Mayo General	5	3	0	2	0	5	0
Mercy Cork	6	1	0	4	1	5	1
Mullingar General	4	0	0	1	3	1	3
Naas	3	0	0	2	1	2	1
Nenagh General	4	0	0	3	0	3	0
OLOL Drogheda	6	0	0	5	1	5	1
Our Lady's Cashel	3	0	0	3	0	3	0
Portluncula	4	0	0	4	0	4	0
Portlaoise General	1	0	0	1	0	1	0
Sligo General	9	0	1	8	0	8	1
St Columcille's	7	3	1	2	1	5	2
St James's	10	1	6	1	2	2	8
St John's Limerick	3	2	1	0	0	2	1
St Michael's D/Laoire	1	0	0	1	0	1	0
St Vincent's Elm Park	9	3	3	2	1	5	4
Sth Infirmary Victoria	6	0	1	4	1	4	2
Tallaght Hospital	12	2	0	8	2	10	2
Temple Street	9	2	4	0	3	2	7
Tralee	5	0	0	5	0	5	0
Tullamore General	5	1	1	2	1	3	2
UC Hospital Galway	11	5	2	3	1	8	3
Waterford Regional	6	1	2	3	0	4	2
Wexford General	4	2	1	1	0	3	1
Total A&E Casualty	207	39	39	97	31	136	70

Employing Authority	Approved Complement	National Male	National Female	Non-National Male	Non-National Female	Total Male	Total Female
Anaesthetics							
Beaumont	6	1	4	1	0	2	4
Coombe	6	0	1	4	1	4	2
Cork University Hosp	6	2	3	1	0	3	3
JCMH	3	1	0	2	0	3	0
Letterkenny General	5	0	1	3	1	3	2
Limerick Regional	5	2	1	2	0	4	1
Louth Co Hospital	1	0	0	1	0	1	0
Mater	6	1	3	2	0	3	3
Mayo General	6	1	0	4	1	5	1
Mercy Cork	2	1	0	0	1	1	1
Nenagh General	1	0	0	1	0	1	0
Rotunda	2	0	0	2	0	2	0
Sligo General	5	0	0	5	0	5	0
St James's	12	3	2	6	1	9	3
St Vincent's Elm Park	4	2	1	0	1	2	2
Sth Infirmary Victoria	2	2	0	0	0	2	0
Tallaght Hospital	6	2	2	1	1	3	3
Temple Street	1	0	0	1	0	1	0
Tralee	2	0	1	1	0	1	1
UC Hospital Galway	13	4	3	5	1	9	4
Waterford Regional	4	1	2	1	0	2	2
Total Anaesthetics	98	23	24	43	8	66	32
Cardiology							
Beaumont	5	2	3	0	0	2	3
Cork University Hosp	3	2	1	0	0	2	1
Crumlin	2	0	1	1	0	1	1
JCMH	2	0	0	1	1	1	1
Letterkenny General	2	0	0	2	0	2	0
Limerick Regional	2	0	1	1	0	1	1
Mater	2	1	1	0	0	1	1
Mercy Cork	1	0	1	0	0	0	1
Naas	1	0	0	1	0	1	0
OLOL Drogheda	1	0	0	1	0	1	0
Sligo General	2	0	0	0	2	0	2
St Columcille's	1	0	1	0	0	0	1
St James's	3	1	0	1	1	2	1
St Michael's D/Laoire	1	0	1	0	0	0	1
St Vincent's Elm Park	1	1	0	0	0	1	0
Sth Infirmary Victoria	3	2	0	0	1	2	1
Tallaght Hospital	2	2	0	0	0	2	0

Employing Authority	Approved Complement	National Male	National Female	Non-National Male	Non-National Female	Total Male	Total Female
Cardiology							
UC Hospital Galway	4	3	0	1	0	4	0
Waterford Regional	2	1	0	1	0	2	0
Total Cardiology	40	15	10	10	5	25	15
Cardio-Thoracic Surgery							
Cork University Hosp	5	1	0	4	0	5	0
Crumlin	2	0	0	2	0	2	0
Mater	3	0	1	2	0	2	1
St James's	2	0	0	1	1	1	1
St Vincent's Elm Park	0.5	0.5	0	0	0	0.5	0
Total Cardio-Thoracic Surg.	12.5	1.5	1	9	1	10.5	2
Chemical Pathology							
St James's	1	0	1	0	0	0	1
Waterford Regional	1	1	0	0	0	1	0
Total Chemical Pathology	2	1	1	0	0	1	1
Child & Adolescent Psy.							
Child Psych MWHB	2	0	0	2	0	2	0
Letterkenny Psychiatric	1	0	0	1	0	1	0
Mayo Psy Services	1	0	0	1	0	1	0
Portlaoise Psychiatric	1	0	0	1	0	1	0
SHB Child Psy Cork	1	0	0	1	0	1	0
Waterford Psychiatric	1	0	0	1	0	1	0
West Galway Psy Servic	1	1	0	0	0	1	0
Total Child & Adol Psy.	8	1	0	7	0	8	0
Clinical Immunology							
St James's	0.5	0	0	0.5	0	0.5	0
Total Clinical Immunology	0.5	0	0	0.5	0	0.5	0
Clinical Pharm/Therap							
Mercy Cork	1	0	0	1	0	1	0
St James's	1	0	1	0	0	0	1
Total Clinical Pharm/Therap	2	0	1	1	0	1	1
Dermatology							
Beaumont	1	0	1	0	0	0	1
Cork University Hosp	1	0	1	0	0	0	1
Crumlin	1	0	1	0	0	0	1
Hume Street	1	0	1	0	0	0	1
Mater	1	0	1	0	0	0	1

Employing Authority	Approved Complement	National Male	National Female	Non-National Male	Non-National Female	Total Male	Total Female
Dermatology							
OLOL Drogheda	2	0	1	0	1	0	2
Sth Infirmary Victoria	1	0	1	0	0	0	1
UC Hospital Galway	3	0	2	1	0	1	2
Total Dermatology	11	0	9	1	1	1	10
Endoc & Diabetes Mell							
Beaumont	2	1	1	0	0	1	1
Cork University Hosp	3	0	3	0	0	0	3
Crumlin	1	0	0	0	1	0	1
JCMH	2	1	1	0	0	1	1
Limerick Regional	3	0	2	1	0	1	2
Mater	3	1	2	0	0	1	2
St Columcille's	1	1	0	0	0	1	0
St James's	1	1	0	0	0	1	0
St Michael's D/Laoire	1	0	1	0	0	0	1
St Vincent's Elm Park	1	0	1	0	0	0	1
Sth Infirmary Victoria	1	0	0	1	0	1	0
Tallaght Hospital	2	1	0	1	0	2	0
UC Hospital Galway	4	3	1	0	0	3	1
Waterford Regional	2	0	1	1	0	1	1
Total Endoc & Diabetes Mell	27	9	13	4	1	13	14
Gastroenterology							
Beaumont	4	1	1	1	1	2	2
Cork University Hosp	3	2	1	0	0	2	1
Crumlin	1	0	1	0	0	0	1
JCMH	2	1	1	0	0	1	1
Limerick Regional	2	0	0	2	0	2	0
Mater	3	1	2	0	0	1	2
Mayo General	2	1	1	0	0	1	1
Mercy Cork	2	0	2	0	0	0	2
Naas	2	1	0	0	1	1	1
OLOL Drogheda	1.5	1	0.5	0	0	1	0.5
Sligo General	2	0	0	2	0	2	0
St James's	4	0	3	0	1	0	4
St Michael's D/Laoire	1	0	1	0	0	0	1
St Vincent's Elm Park	3	2	1	0	0	2	1
Tallaght Hospital	3	2	1	0	0	2	1
UC Hospital Galway	3	0	3	0	0	0	3
Total Gastroenterology	38.5	12	18.5	5	3	17	21.5

Employing Authority	Approved Complement	National Male	National Female	Non-National Male	Non-National Female	Total Male	Total Female
General (Int) Med							
Bantry	6	0	1	3	2	3	3
Cavan General	7	1	0	6	0	7	0
Ennis General	6	0	0	6	0	6	0
JCMH	2	0	1	0	1	0	2
Kilkenny General	10	1	2	6	1	7	3
Letterkenny General	5	1	2	1	1	2	3
Limerick Regional	2	1	0	1	0	2	0
Louth Co Hospital	5	0	1	4	0	4	1
Mallow	5	1	3	1	0	2	3
Mayo General	5	1	0	3	1	4	1
Monaghan General	6	0	1	5	0	5	1
Mullingar General	12	1	5	6	0	7	5
Naas	2	0	0	2	0	2	0
Navan Hospital	6	1	4	1	0	2	4
Nenagh General	7	1	0	6	0	7	0
OLOL Drogheda	1.5	0	0.5	1	0	1	0.5
Portluncula	7	2	2	2	1	4	3
Portlaoise General	6	0	2	3	1	3	3
Roscommon General	7	0	2	4	1	4	3
Sligo General	2	1	0	0	1	1	1
South Tipperary General	10	2	1	7	0	9	1
St Columcille's	3	0	2	1	0	1	2
St James's	6	2	3	0	1	2	4
St John's Limerick	3	0	2	1	0	1	2
St Michael's D/Laoire	1	0	0	1	0	1	0
St Vincent's Elm Park	0.5	0	0	0.5	0	0.5	0
Sth Infirmary Victoria	1	0	0	1	0	1	0
Tralee	7	4	2	0	1	4	3
Tullamore General	8	2	3	2	1	4	4
Waterford Regional	2	0	1	1	0	1	1
Wexford General	11	1	4	5	1	6	5
Total General (Int) Med.	162	23	44.5	80.5	14	103.5	58.5
General Surgery							
Bantry	4	0	0	4	0	4	0
Beaumont	9	0	5	4	0	4	5
Cavan General	6	0	0	5	0	5	0
Cork University Hosp	5	3	2	0	0	3	2
Ennis General	5	1	0	4	0	5	0
JCMH	3	2	0	1	0	3	0

Employing Authority	Approved Complement	National Male	National Female	Non-National Male	Non-National Female	Total Male	Total Female
General Surgery							
Kilkenny General	6	1	1	4	0	5	1
Letterkenny General	4	2	0	2	0	4	0
Limerick Regional	3	1	0	2	0	3	0
Louth Co Hospital	4	0	0	2	2	2	2
Mallow	4	1	0	3	0	4	0
Mater	4	0	4	0	0	0	4
Mayo General	6	4	0	2	0	6	0
Mercy Cork	4	0	2	2	0	2	2
Monaghan General	5	0	0	5	0	5	0
Naas	4	0	0	4	0	4	0
Navan Hospital	2	1	0	0	1	1	1
Nenagh General	4	1	0	3	0	4	0
OLOL Drogheda	8	0	0	6	2	6	2
Our Lady's Cashel	3	0	0	3	0	3	0
Portiuncula	4	1	0	2	1	3	1
Portlaoise General	6	0	0	6	0	6	0
Roscommon General	5	1	0	4	0	5	0
Sligo General	4	1	0	3	0	4	0
St Columcille's	4	1	0	3	0	4	0
St James's	3	0	1	2	0	2	1
St John's Limerick	3	2	0	1	0	3	0
St Michael's D/Laoire	3	1	0	2	0	3	0
St Vincent's Elm Park	4	3	0	1	0	4	0
Sth Infirmary Victoria	3	1	0	2	0	3	0
Tallaght Hospital	6	5	0	1	0	6	0
Tralee	7	1	0	6	0	7	0
Tullamore General	5	0	0	4	1	4	1
UC Hospital Galway	8	3	2	3	0	6	2
Wexford General	6	0	0	5	1	5	1
Total General Surgery	164	37	17	101	8	138	25
Genito-Urinary Med							
St James's	3	0	2	1	0	1	2
Total Genito-Urinary Med	3	0	2	1	0	1	2
Geriatrics							
Beaumont	3	0	1	1	1	1	2
Cork University Hosp	4	2	2	0	0	2	2
Donnybrook	3	1	2	0	0	1	2
Hospice, Harolds Cross	1	0	0	1	0	1	0
JCMH	4	0	2	2	0	2	2
Letterkenny General	5	0	2	2	1	2	3

Employing Authority	Approved Complement	National Male	National Female	Non-National Male	Non-National Female	Total Male	Total Female
Geriatrics							
Limerick Regional	7	1	3	0	3	1	6
Mater	3	2	1	0	0	2	1
Mayo General	2	0	1	1	0	1	1
Mercy Cork	1	0	1	0	0	0	1
Naas	2	0	1	1	0	1	1
OLOL Drogheda	1.5	0	0	1.5	0	1.5	0
Sligo General	2	0	1	1	0	1	1
St Columcille's	2	2	0	0	0	2	0
St James's	5	2	1	1	1	3	2
St Mary's, Phoenix Park	5	1	1	3	0	4	1
St Michael's D/Laoire	1	0	1	0	0	0	1
St Vincent's Elm Park	5	2	3	0	0	2	3
Sth Infirmary Victoria	1	0	1	0	0	0	1
Tallaght Hospital	1	1	0	0	0	1	0
UC Hospital Galway	4	2	2	0	0	2	2
Waterford Regional	4	1	0	1	2	2	2
Total Geriatrics	66.5	17	26	15.5	8	32.5	34
Haematology							
Beaumont	3	1	1	1	0	2	1
Cork University Hosp	1	0	1	0	0	0	1
Crumlin	2	0	1	1	0	1	1
Letterkenny General	1	0	0	1	0	1	0
Limerick Regional	2	0	0	2	0	2	0
Mater	1	0	0	1	0	1	0
Mercy Cork	1	0	0	1	0	1	0
Sligo General	1	0	0	1	0	1	0
St James's	4	1	2	1	0	2	2
St Vincent's Elm Park	1.5	1	0	0.5	0	1.5	0
Tallaght Hospital	3	0	2	0	1	0	3
Tullamore General	1	0	0	1	0	1	0
UC Hospital Galway	5	1	2	2	0	3	2
Waterford Regional	2	0	0	2	0	2	0
Total Haematology	28.5	4	9	14.5	1	18.5	10
Infectious Diseases							
Beaumont	1	0	0	0	1	0	1
Cork University Hosp	1	0	1	0	0	0	1
Crumlin	1	0	1	0	0	0	1
Mater	2	0	1	0	1	0	2
St James's	1	0	0	1	0	1	0
Total Infectious Diseases	6	0	3	1	2	1	5

Employing Authority	Approved Complement	National Male	National Female	Non-National Male	Non-National Female	Total Male	Total Female
Maxillo Surgery							
Beaumont	0.5	0	0.5	0	0	0	0.5
Limerick Regional	2	0	0	2	0	2	0
Total Maxillo Surgery	2.5	0	0.5	2	0	2	0.5
Medical Oncology							
Beaumont	2	0	2	0	0	0	2
Cork University Hosp	2	0	2	0	0	0	2
Crumlin	2	1	1	0	0	1	1
Letterkenny General	2	0	0	1	1	1	1
Limerick Regional	1	0	0	1	0	1	0
Mater	2	0	2	0	0	0	2
Mercy Cork	2	0	0	2	0	2	0
Sligo General	2	0	0	1	0	1	0
St Luke's/St Anne's	7	0	3	4	1	4	4
Tallaght Hospital	2	0	0	1	1	1	1
Tullamore General	1	0	0	1	0	1	0
UC Hospital Galway	3	1	2	0	0	1	2
Waterford Regional	2	0	0	2	0	2	0
Total Medical Oncology	30	2	12	13	3	15	15
Mental Handicap							
Kilcormac	2	0	1	1	0	1	1
Letterkenny Psychiatric	1	0	0	1	0	1	0
Mullingar Psychiatric	1	0	0	1	0	1	0
North Lee Psy Services	1	0	1	0	0	0	1
Portlaoise Psychiatric	2	0	0	2	0	2	0
Total Mental Handicap	7	0	2	5	0	5	2
Microbiology							
Beaumont	1	0	1	0	0	0	1
St James's	2	1	1	0	0	1	1
Total Microbiology	3	1	2	0	0	1	2
Morbid Anatomy/Histo							
Beaumont	2	1	0	1	0	2	0
Cork University Hosp	1	0	0	1	1	1	1
Mater	1	0	0	0	1	0	1
St James's	3	0	2	0	1	0	3
St Vincent's Elm Park	4	2	1	1	0	3	1
UC Hospital Galway	3	1	0	2	0	3	0
Total Morbid Anatomy/Histo	14	4	3	5	3	9	6

Employing Authority	Approved Complement	National Male	National Female	Non-National Male	Non-National Female	Total Male	Total Female
Neonatology							
Crumlin	1	0	0	0	1	0	1
Erinville/St.Finbarrs	9	1	0	5	3	6	3
Nat Maternity Hospital	7	0	2	1	4	1	6
Total Neonatology	17	1	2	6	8	7	10
Nephrology							
Beaumont	3	1	2	0	0	1	2
Cork University Hosp	2	0	1	1	0	1	1
Crumlin	2	0	2	0	0	0	2
Mater	3	0	3	0	0	0	3
Sligo General	1	0	0	0	1	0	1
St James's	1	0	0	0	1	0	1
St Vincent's Elm Park	1	1	0	0	0	1	0
Tallaght Hospital	2	1	1	0	0	1	1
UC Hospital Galway	5	1	4	0	0	1	4
Waterford Regional	4	1	1	2	0	3	1
Total Nephrology	24	5	14	3	2	8	16
Neurological Surgery							
Beaumont	6	1	1	2	2	3	3
Cork University Hosp	3	1	1	1	0	2	1
Total Neurological Surgery	9	2	2	3	2	5	4
Neurology							
Beaumont	3	0	2	0	1	0	3
Cork University Hosp	2	1	1	0	0	1	1
Crumlin	1	0	0	0	1	0	1
Mater	2	0	2	0	0	0	2
Mercy Cork	1	0	0	1	0	1	0
St James's	1	0	1	0	0	0	1
St Vincent's Elm Park	1	1	0	0	0	1	0
Tallaght Hospital	1	1	0	0	0	1	0
UC Hospital Galway	3	1	1	1	0	2	1
Total Neurology	15	4	7	2	2	6	9
Obstetrics/Gynaecology							
Beaumont	1	0	0	1	0	1	0
Cavan General	7	0	0	3	4	3	4
Coombe	7	2	3	0	2	2	5
Erinville/St.Finbarrs	10	2	2	1	5	3	7

Employing Authority	Approved Complement	National Male	National Female	Non-National Male	Non-National Female	Total Male	Total Female
Obstetrics/Gynaecology							
JCMH	0.5	0	0.5	0	0	0	0.5
Kilkenny General	4	0	0	4	0	4	0
Letterkenny General	5	1	1	2	1	3	2
Limerick Regional	9	0	1	7	1	7	2
Mater	1	0	1	0	0	0	1
Mayo General	5	0	1	1	3	1	4
Mullingar General	5	0	2	0	3	0	5
Nat Maternity Hospital	5	2	2	0	1	2	3
OLOL Drogheda	7	1	1	4	1	5	2
Portiuncula	5	0	2	2	1	2	3
Portlaoise General	1	0	1	0	0	0	1
Rotunda	7	2	3	1	1	3	4
Sligo General	4	0	2	2	0	2	2
South Tipperary General	4	0	0	2	2	2	2
St James's	2	0	1	0	1	0	2
St John's Limerick	2	0	0	1	1	1	1
Sth Infirmary Victoria	4	0	2	2	0	2	2
Tallaght Hospital	2	1	1	0	0	1	1
Tralee	5	0	1	3	1	3	2
UC Hospital Galway	6	0	2	1	3	1	5
Waterford Regional	4	1	0	1	2	2	2
Wexford General	4	0	0	2	2	2	2
Total Obstetrics/Gynae.	116.5	12	29.5	40	35	52	64.5
Old Age Psychiatry							
Carlow/Kilkenny psy	1	0	0	0	1	0	1
Cork University Hosp	2	0	0	2	0	2	0
ECAHB(psy)	1	0	1	0	0	0	1
NAHB(Psy)	2	1	0	1	0	2	0
Letterkenny Psychiatric	1	0	1	0	0	0	1
Limerick Regional	1	0	0	1	0	1	0
Mullingar Psychiatric	2	0	0	1	1	1	1
Portlaoise Psychiatric	2	0	0	1	1	1	1
Total Old Age Psy.	12	1	2	6	3	7	5
Ophthalmic Surgery							
Beaumont	1	1	0	0	0	1	0
Cork University Hosp	6	2	2	1	1	3	3
Limerick Regional	3	0	1	1	1	1	2
Mater	4	2	1	1	0	3	1
R Vic Eye/Ear	8	2	3	2	1	4	4
Sligo General	2	0	0	2	0	2	0

Employing Authority	Approved Complement	National Male	National Female	Non-National Male	Non-National Female	Total Male	Total Female
Ophthalmic Surgery							
Temple Street	1	0	1	0	0	0	1
Waterford Regional	4	4	0	0	0	4	0
Total Ophthalmic Surg.	29	11	8	7	3	18	11
Ophthalmology							
UC Hospital Galway	4	0	2	2	0	2	2
Total Ophthalmology	4	0	2	2	0	2	2
Orthopaedic Surgery							
Beaumont	1	0	1	0	0	0	1
Cappagh Orthopaedic	6	4	1	1	0	5	1
Cork Orthopaedic	5	1	0	2	1	3	1
Cork University Hosp	3	1	1	1	0	2	1
Crumlin	2	0	0	0	2	0	2
JCMH	3	0	3	0	0	0	3
Kilcreene Orthopaedic	4	0	0	4	0	4	0
Letterkenny General	6	0	0	4	2	4	2
Limerick Regional	6	1	0	4	1	5	1
Mater	5	3	1	1	0	4	1
Navan Hospital	5	1	1	2	1	3	2
OLOL Drogheda	5	1	0	4	0	5	0
Sligo General	6	0	0	5	1	5	1
St Columcille's	1	0	0	1	0	1	0
St James's	1	0	0	1	0	1	0
St Michael's D/Laoire	1	0	0	1	0	1	0
St Vincent's Elm Park	2	1	0	1	0	2	0
Tallaght Hospital	4	2	0	2	0	4	0
Temple Street	1	0	0	1	0	1	0
Tralee	4	1	0	3	0	4	0
Tullamore General	5	0	0	5	0	5	0
UC Hospital Galway	9	3	2	4	0	7	2
Waterford Regional	8	1	1	5	1	6	2
Total Orthopaedic Surgery	93	20	11	52	9	72	20
Otolaryngology							
Beaumont	1	0	0	1	0	1	0
Crumlin	1	0	1	0	0	0	1
Limerick Regional	3	1	0	2	0	3	0
R Vic Eye/Ear	5	0	1	4	0	4	1
Sligo General	3	0	0	3	0	3	0
St Vincent's Elm Park	1	0	0	0	1	0	1
Sth Infirmary Victoria	3	0	0	3	0	3	0

Employing Authority	Approved Complement	National Male	National Female	Non-National Male	Non-National Female	Total Male	Total Female
Otolaryngology							
Temple Street	0.5	0	0	0	0.5	0	0.5
Tralee	2	0	0	1	1	1	1
Tullamore General	2	0	2	0	0	0	2
UC Hospital Galway	1	0	1	0	0	0	1
Waterford Regional	4	1	0	2	0	3	0
Total Otolaryngology	26.5	2	5	16	2.5	18	7.5
Paediatric Surgery							
Crumlin	6	0	1	5	0	5	1
Tallaght Hospital	3	0	0	1	2	1	2
Temple Street	2	0	0	1	1	1	1
Total Paediatric Surgery	11	0	1	7	3	7	4
Paediatrics							
Cavan General	6	0	1	3	2	3	3
Coombe	7	0	2	2	2	2	4
Cork University Hosp	7	1	3	2	1	3	4
Crumlin	1	0	1	0	0	0	1
Crumlin	1	0	0	0	1	0	1
Kilkenny General	5	1	0	4	0	5	0
Letterkenny General	6	1	2	3	0	4	2
Limerick Regional	11	1	3	6	1	7	4
Mayo General	5	0	1	2	2	2	3
Mercy Cork	4	1	3	0	0	1	3
Mullingar General	6	2	2	1	1	3	3
OLOL Drogheda	7	1	3	2	1	3	4
Portluncula	5	1	1	3	0	4	1
Portlaoise General	6	1	2	3	0	4	2
Rotunda	6	0	3	0	3	0	6
Sligo General	6	2	2	1	1	3	3
South Tipperary General	4	0	0	1	3	1	3
Tallaght Hospital	15	3	6	4	2	7	8
Temple Street	9	3	6	0	0	3	6
Tralee	5	0	0	4	1	4	1
UC Hospital Galway	7	1	5	1	0	2	5
Waterford Regional	5	0	1	3	1	3	2
Wexford General	5	1	0	4	0	5	0
Total Paediatrics	139	20	47	49	22	69	69
Palliative Medicine							
Hospice, Harolds Cross	1	0	1	0	0	0	1
Limerick Regional	2	0	1	1	0	1	1

Employing Authority	Approved Complement	National Male	National Female	Non-National Male	Non-National Female	Total Male	Total Female
Palliative Medicine							
OLOL Drogheda	1	1	0	0	0	1	0
Tralee	1	0	0	0	0	0	0
Waterford Regional	1	0	1	0	0	0	1
Total Palliative Medicine	6	1	3	1	0	2	3
Plastic Surgery							
Beaumont	0.5	0	0.5	0	0	0	0.5
Cork University Hosp	4	0	1	3	0	3	1
Crumlin	1	0	0	1	0	1	0
JCMH	1	0	0	1	0	1	0
St James's	4	1	3	0	0	1	3
St Vincent's Elm Park	1	0	0	1	0	1	0
Temple Street	0.5	0	0	0	0.5	0	0.5
UC Hospital Galway	3	1	0	2	0	3	0
Total Plastic Surgery	15	2	4.5	8	0.5	10	5
Psych (Gen/Adult)							
Carlow/Kilkenny psy	5	0	0	5	2	5	2
Cavan General	2	0	0	1	1	1	1
Clare Mental Health Svs	7	1	0	4	1	5	1
Clonmel Psychiatric	6	0	0	5	1	5	1
Cluain Mhuire	1	0	1	0	0	0	1
Cork University Hosp	10	3	1	5	1	8	2
East Galway Psy Service	10	1	4	4	1	5	5
Enniscorthy Psychiatric	8	0	0	7	1	7	1
ECAHB(psy)	8	2	2	4	0	6	2
NAHB(Psy)	35	1	3	24	6	25	9
SWAHB(Psy)	22	3	5	11	3	14	8
Kerry Psych Services	6	0	3	3	0	3	3
Letterkenny Psychiatric	8	0	1	5	2	5	3
Limerick Mental Health	5	4	0	0	1	4	1
Louth/Meath MHS	11	0	1	10	0	10	1
Mater	1	1	0	0	0	1	0
Mayo Psy Services	4	1	1	3	0	4	1
Monaghan Psychiatric	2	0	0	2	0	2	0
Mullingar Psychiatric	6	0	1	3	2	3	3
North Lee Psy Services	9	1	1	4	3	5	4
North Tipp Psy Services	2	1	0	1	0	2	0
Portlaoise Psychiatric	6	0	2	4	0	4	2
Roscommon Psy Services	4	2	0	2	0	4	0
Skibbereen Psych	4	0	0	3	1	3	1
Sligo Psychiatric	5	0	1	4	0	4	1

Employing Authority	Approved Complement	National Male	National Female	Non-National Male	Non-National Female	Total Male	Total Female
Psych (Gen/Adult)							
St Patrick's James's S	27	4	12	10	1	14	13
St Stephen's Cork	5	0	3	1	1	1	4
St Vincent's Fairview	2	0	0	0	1	0	1
Stillorgan	8	3	0	3	2	6	2
Tallaght Hospital	1	0	0	1	0	1	0
Waterford Psychiatric	5	0	3	2	0	2	3
West Galway Psy Service	6	1	1	4	0	5	1
Total Psych Gen. Adult	241	29	46	135	31	164	77
Radiotherapy/Oncology							
Cork University Hosp	0	0	0.5	0	0	0	0.5
St James's	4	1	2	0	1	1	3
Total Radiotherapy/Onc	4	1	2.5	0	1	1	3.5
Rehab Medicine							
National Rehab Hospital	5	1	1	1	2	2	3
Total Rehab Medicine	5	1	1	1	2	2	3
Respiratory Medicine							
Beaumont	4	0	1	2	1	2	2
Cork University Hosp	1	0	1	0	0	0	1
Crumlin	1	0	1	0	0	0	1
JCMH	2	1	1	0	0	1	1
Letterkenny General	3	0	2	1	0	1	2
Limerick Regional	3	0	2	1	0	1	2
Mater	3	1	2	0	0	1	2
Mercy Cork	2	2	0	0	0	2	0
Naas	2	0	1	1	0	1	1
OLOL Drogheda	1.5	0	0	1.5	0	1.5	0
Peamount	5	1	0	4	0	5	0
Sligo General	2	0	1	1	0	1	1
St Columcille's	2	0	2	0	0	0	2
St James's	3	1	0	2	0	3	0
St Michael's D/Laoire	1	1	0	0	0	1	0
St Vincent's Elm Park	4	1	3	0	0	1	3
Tallaght Hospital	2	0	1	1	0	1	1
UC Hospital Galway	5	1	3	1	0	2	3
Total Respiratory Medi	46.5	9	21	15.5	1	24.5	22
Rheum/Physical Med							
Beaumont	3	1	1	0	1	1	2
Cork University Hosp	1	0	1	0	0	0	1

Employing Authority	Approved Complement	National Male	National Female	Non-National Male	Non-National Female	Total Male	Total Female
Rheum/Physical Med							
Crumlin	1	0	1	0	0	0	1
JCMH	2	2	0	0	0	2	0
Manorhamilton	3	0	0	3	0	3	0
Mater	1	0	1	0	0	0	1
St James's	1.5	1	0	0.5	0	1.5	0
St Vincent's Elm Park	2	1	1	0	0	1	1
Sth Infirmary Victoria	1	0	1	0	0	0	1
UC Hospital Galway	3	1	1	1	0	2	1
Waterford Regional	3	0	0	2	1	2	1
Total Rheum/Physical Med	21.5	6	7	6.5	2	12.5	9
Substance Misuse							
Drug Treatment Centre	1	0	1	0	0	0	1
Mullingar Psychiatric	1	0	0	1	0	1	0
Total Substance Misuse	2	0	1	1	0	1	1
Urology							
Beaumont	1	0	0	1	0	1	0
Cork University Hosp	3	1	0	2	0	3	0
JCMH	0.5	0	0.5	0	0	0	0.5
Letterkenny General	1	0	0	1	0	1	0
Limerick Regional	2	1	0	1	0	2	0
Mater	1	1	0	0	0	1	0
Mercy Cork	2	0	1	1	0	1	1
St Columcille's	1	0	1	0	0	0	1
St Vincent's Elm Park	1	0	1	0	0	0	1
Tallaght Hospital	2	1	0	1	0	2	0
UC Hospital Galway	4	1	0	3	0	4	0
Total Urology	18.5	5	3.5	10	0	15	3.5
Vascular Surgery							
Limerick Regional	2	1	0	1	0	2	0
Mater	2	2	0	0	0	2	0
St James's	1	1	0	0	0	1	0
St Vincent's Elm Park	1.5	1.5	0	0	0	1.5	0
UC Hospital Galway	2	1	1	0	0	1	1
Total Vascular Surgery	8.5	6.5	1	1	0	7.5	1
Grand Total	1797	328	458.5	788	218	1116	676.5

Table 4

Registrars at 01/10/2004

Employing Authority	Approved Complement	National Male	National Female	Non-National Male	Non-National Female	Total Male	Total Female
ECAHB							
ECAHB(psy)	13	2	4	2	4	4	8
St Columcille's	19	3	0	15	1	18	1
Total ECAHB	32	5	4	17	5	22	9
NAHB							
NAHB(Psy)	22	6	8	7	1	13	9
JCMH	20.64	8	2.64	8	2	16	4.64
St Mary's, Phoenix Park	2	0	3	0	0	0	3
Total NAHB	44.64	14	13.64	15	3	29	16.64
SWAHB							
SWAHB(Psy)	15	2	8	2	3	4	11
Naas	16	2	0	13	1	15	1
Total SWAHB	31	4	8	15	4	19	12
MHB							
Mullingar General	19	0	0	16	3	16	3
Mullingar Psychiatric	1	0	0	0	1	0	1
Portlaoise General	24	1	0	19	4	20	4
Portlaoise Psychiatric	2	0	0	1	1	1	1
Tullamore General	29	0	0	29	0	29	0
Total MHB	75	1	0	65	9	66	9
MWHB							
Child Psych MWHB	1	0	1	0	0	0	1
Ennis General	6	0	0	6	0	6	0
Limerick Mental Health	2	1	1	0	0	1	1
Limerick Regional	42	2	2	36	3	38	5
Nenagh General	6	0	0	6	0	6	0
Total MWHB	57	3	4	48	3	51	7
NEHB							
Cavan General	22	0	1	21	5	21	6
Child Psy Drogheda/Nava	2	0	0	1	1	1	1
Louth Co Hospital	12	0	0	10	2	10	2
Louth/Meath MHS	2	0	0	2	0	2	0
Monaghan General	4	0	0	4	0	4	0

Employing Authority	Approved Complement	National Male	National Female	Non-National Male	Non-National Female	Total Male	Total Female
NEHB							
Monaghan Psychiatric	4	1	1	2	0	3	1
Navan Hospital	20	0	0	17	3	17	3
OLOL Drogheda	34	4	0	27	3	31	3
Total NEHB	100	5	2	84	14	89	16
NWHB							
Letterkenny General	30	2	0	23	3	25	3
Manorhamilton	1	0	0	1	0	1	0
Sligo General	40	1	1	31	5	32	6
Sligo Psychiatric	6	3	0	3	0	6	0
Total NWHB	77	6	1	58	8	64	9
SEHB							
Carlow/Kilkenny psy	4	0	1	2	1	2	2
Clonmel Psychiatric	1	1	0	0	0	1	0
Kilkenny General	18	0	0	16	2	16	2
Our Lady's Cashel	10	0	0	10	0	10	0
South Tipperary General	7	0	0	7	0	7	0
Waterford Psychiatric	1	0	0	1	0	1	0
Waterford Regional	42	3	1	34	3	37	4
Wexford General	18	5	2	11	0	16	2
Total SEHB	101	9	4	81	6	90	10
SHB							
Bantry	3	0	0	3	0	3	0
Cork Orthopaedic	0	0	0	1	0	1	0
Cork University Hosp	50	9	9	30	6	39	15
Erinville/St.Finbarrs	11	0	0	7	4	7	4
Kerry Psych Services	1	0	1	0	0	0	1
North Lee Psy Services	2	1	0	0	1	1	1
SHB Child psy Cork	2	0	1	1	0	1	1
Skibbereen Psych	1	0	0	1	0	1	0
St Stephen's Cork	3	0	2	1	0	1	2
Tralee	19	0	1	19	0	19	1
Total SHB	92	10	14	63	11	73	25
Voluntary Hospitals							
Bawnmore	1	0	0	1	0	1	0
Beaumont	51	15	10	22	4	37	14
Cappagh Orthopaedic	9	2	1	6	0	8	1
Cluain Mhuire	7	1	3	1	2	2	5
Coombe	8	1	3	1	3	2	6

Employing Authority	Approved Complement	National Male	National Female	Non-National Male	Non-National Female	Total Male	Total Female
Voluntary Hospitals							
Crumlin	27	3	2	11	11	14	13
Donnybrook	1	0	1	0	0	0	1
Drug Treatment Centre	12	2	3	5	2	7	5
Drumcar	1	0	0	1	0	1	0
Hospice, Harolds Cross	1.5	0	1.5	0	0	0	1.5
Hume Street	1	0	0	1	0	1	0
Lota	3	0	1	2	0	2	1
Lucena Clinic	8	1	4	2	1	3	5
Mater	52	11	13	24	4	35	17
Mercy Cork	19	1	2	15	0	16	2
Nat Maternity Hospital	7	1	3	3	0	4	3
National Rehab Hospital	1	0	0	1	1	1	1
Peamount	1.5	0	0	1.5	0	1.5	0
R Vic Eye/Ear	12	2	0	5	5	7	5
Rotunda	12	0	1	8	4	8	5
St James's	67	13	13	39	2	52	15
St John's Limerick	8	0	0	8	0	8	0
St Luke's/St Anne's	8	2	1	4	0	6	1
St Michael's D/Laoire	9	3	2	4	0	7	2
St Patrick's James's S	4	2	1	1	0	3	1
St Raphaels	1	0	1	0	0	0	1
St Vincent's Elm Park	56.5	19	11.5	20	6	39	17.5
St Vincent's Navan Rd	1	0	0	1	0	1	0
St.Francis Hospice	1.8	1.2	0.6	0	0	1.2	0.6
Stewart's	1	0	1	0	0	0	1
Sth Infirmary Victoria	13	1	4	8	0	9	4
Tallaght Hospital	57	9	4	39	5	48	9
Temple Street	16	3	3	8	5.5	11	8.5
Total Voluntary Hospitals	478.3	93.2	90.6	242.5	55.5	335.7	146.1
WHB							
Mayo General	23	2	1	17	4	19	5
Mayo Psy Services	2	0	1	1	0	1	1
Portiuncula	20	0	0	18	2	18	2
Roscommon General	8	0	1	6	0	6	1
Roscommon Psy Services	1	0	1	0	0	0	1
UC Hospital Galway	49	10	5	29	5	39	10
West Galway Psy Servic	3	0	1	1	1	1	2
Total WHB	106	12	10	72	12	84	22
<u>Grand Total</u>	<u>1193.94</u>	<u>162.2</u>	<u>151.24</u>	<u>760.5</u>	<u>130.5</u>	<u>922.7</u>	<u>281.74</u>

Table 5

Registrars at 1 October 2004

Employing Authority	Approved Complement	National Male	National Female	Non-National Male	Non-National Female	Total Male	Total Female
A&E Casualty							
Beaumont	3	0	1	1	1	1	2
Cavan General	0	0	0	2	1	2	1
Cork University Hosp	3	1	0	3	0	4	0
Crumlin	4	0	1	2	1	2	2
JCMH	5	1	0	3	1	4	1
Kilkenny General	2	0	0	0	2	0	2
Letterkenny General	2	0	0	2	0	2	0
Limerick Regional	5	1	0	4	0	5	0
Louth Co Hospital	5	0	0	4	1	4	1
Mater	3	1	1	0	1	1	2
Mayo General	3	0	0	3	0	3	0
Mercy Cork	2	0	0	1	0	1	0
Mullingar General	2	0	0	2	0	2	0
Naas	4	0	0	3	1	3	1
Navan Hospital	5	0	0	4	1	4	1
OLOL Drogheda	3	0	0	3	0	3	0
Our Lady's Cashel	2	0	0	2	0	2	0
Portluncula	1	0	0	1	0	1	0
Portlaoise General	4	1	0	3	0	4	0
R Vic Eye/Ear	3	0	0	1	2	1	2
Roscommon General	2	0	0	1	0	1	0
Sligo General	3	0	0	2	0	2	0
St Columcille's	2	1	0	1	0	2	0
St James's	5	2	2	1	0	3	2
St John's Limerick	3	0	0	3	0	3	0
St Michael's D/Laoire	1	0	0	1	0	1	0
St Vincent's Elm Park	9	6	2	1	0	7	2
Sth Infirmary Victoria	2	0	2	0	0	0	2
Tallaght Hospital	8	1	1	6	0	7	1
Temple Street	3	2	0	0	1	2	1
Tullamore General	5	0	0	5	0	5	0
UC Hospital Galway	4	2	1	0	1	2	2
Waterford Regional	4	1	0	3	0	4	0
Wexford General	1	1	0	0	0	1	0
Total A&E Casualty	113	21	11	68	14	89	25

Employing Authority	Approved Complement	National Male	National Female	Non-National Male	Non-National Female	Total Male	Total Female
Anaesthetics							
Beaumont	8	0	0	6	2	6	2
Cappagh Orthopaedic	5	0	0	5	0	5	0
Cavan General	5	0	0	5	1	5	1
Cork University Hosp	13	0	2	9	1	9	3
Crumlin	7	0	1	5	1	5	2
JCMH	3	1	0	2	0	3	0
Kilkenny General	5	0	0	5	0	5	0
Letterkenny General	1	1	0	0	0	1	0
Limerick Regional	7	0	1	5	1	5	2
Louth Co Hospital	1	0	0	1	0	1	0
Mater	9	0	0	7	2	7	2
Mayo General	1	0	0	1	0	1	0
Mercy Cork	2	0	0	2	0	2	0
Mullingar General	5	0	0	5	0	5	0
Naas	3	1	0	2	0	3	0
Nat Maternity Hospital	2	0	0	2	0	2	0
Navan Hospital	5	0	0	4	1	4	1
Nenagh General	1	0	0	1	0	1	0
OLOL Drogheda	7	0	0	7	0	7	0
Our Lady's Cashel	4	0	0	4	0	4	0
Portiuncula	5	0	0	4	1	4	1
Portlaoise General	5	0	0	4	1	4	1
R Vic Eye/Ear	4	0	0	3	1	3	1
Roscommon General	2	0	1	1	0	1	1
Rotunda	2	0	0	2	1	2	1
Sligo General	2	0	0	1	0	1	0
St Columcille's	4	0	0	3	1	3	1
St James's	5	1	0	4	0	5	0
St Michael's D/Laoire	2	0	0	2	0	2	0
St Vincent's Elm Park	8	2	0	6	0	8	0
Sth Infirmary Victoria	2	0	0	2	0	2	0
Tallaght Hospital	5	0	0	4	1	4	1
Tralee	4	0	0	4	0	4	0
Tullamore General	7	0	0	7	0	7	0
UC Hospital Galway	1	0	0	1	0	1	0
Waterford Regional	4	0	0	4	0	4	0
Wexford General	5	1	0	4	0	5	0
Total Anaesthetics	161	7	5	134	15	141	20

Employing Authority	Approved Complement	National Male	National Female	Non-National Male	Non-National Female	Total Male	Total Female
Cardiology							
Beaumont	2	1	0	1	0	2	0
Cork University Hosp	2	0	0	2	0	2	0
Crumlin	1	0	0	0	1	0	1
Ennis General	1	0	0	1	0	1	0
JCMH	1	0	0	1	0	1	0
Letterkenny General	1	0	0	1	0	1	0
Limerick Regional	1	0	0	1	0	1	0
Mater	2	1	0	1	0	2	0
Mayo General	1	0	1	0	0	0	1
Mercy Cork	1	0	1	0	0	0	1
Naas	1	0	0	1	0	1	0
OLOL Drogheda	1	0	0	1	0	1	0
Sligo General	2	0	0	2	0	2	0
St Columcille's	2	0	0	2	0	2	0
St James's	2	1	0	1	0	2	0
St Vincent's Elm Park	4	3	0	1	0	4	0
Sth Infirmary Victoria	3	1	1	1	0	2	1
Tallaght Hospital	3	0	0	3	0	3	0
UC Hospital Galway	1	0	0	1	0	1	0
Total Cardiology	32	7	3	21	1	28	4
Cardio-Thoracic Surgery							
Cork University Hosp	1	0	0	1	0	1	0
Crumlin	1	0	0	1	0	1	0
Mater	4	1	0	3	0	4	0
St James's	3	1	0	2	0	3	0
St Vincent's Elm Park	1	0	0	1	0	1	0
Total Cardio-Thoracic Surg	10	2	0	8	0	10	0
Chemical Pathology							
Crumlin	1	1	0	0	0	1	0
St James's	1	0	1	0	0	0	1
Total Chemical Pathology	2	1	1	0	0	1	1
Child & Adolescent Psy							
Carlow/Kilkenny psy	1	0	0	1	0	1	0
Child Psy Drogheda/Nava	2	0	0	1	1	1	1
Child Psych MWHB	1	0	1	0	0	0	1
Crumlin	1	0	0	0	1	0	1
SWAHB(Psy)	11	0	7	1	3	1	10

Employing Authority	Approved Complement	National Male	National Female	Non-National Male	Non-National Female	Total Male	Total Female
Child & Adol. Psy.							
Lota	3	0	1	2	0	2	1
Lucena Clinic	8	1	4	2	1	3	5
Mater	4	1	0	3	0	4	0
Mullingar Psychiatric	1	0	0	0	1	0	1
Portlaoise Psychiatric	1	0	0	0	1	0	1
SHB Child psy Cork	2	0	1	1	0	1	1
West Galway Psy Servic	1	0	0	0	1	0	1
Total Child & Adol. Psy.	36	2	14	11	9	13	23
Clinical Pharm/Therap							
Mercy Cork	2	0	0	2	0	2	0
Total Clinical Pharm/Therap	2	0	0	2	0	2	0
Dermatology							
Beaumont	1	0	0	1	0	1	0
Hume Street	1	0	0	1	0	1	0
Limerick Regional	1	0	0	0	1	0	1
Mater	1	0	1	0	0	0	1
OLOL Drogheda	1	0	0	1	0	1	0
Sligo General	1	0	0	1	0	1	0
St James's	2	1	1	0	0	1	1
Tallaght Hospital	1	0	1	0	0	0	1
UC Hospital Galway	1	0	0	1	0	1	0
Total Dermatology	10	1	3	5	1	6	4
Endoc & Diabetes Mell							
Beaumont	1	1	0	0	0	1	0
Cork University Hosp	1	0	0	1	0	1	0
Mater	3	0	1	2	0	2	1
St Columcille's	2	0	0	2	0	2	0
St James's	1	0	0	1	0	1	0
St Michael's D/Laoire	1	1	0	0	0	1	0
St Vincent's Elm Park	1	1	0	0	0	1	0
Tallaght Hospital	3	0	0	3	0	3	0
Total Endoc & Diabetes Mell	13	3	1	9	0	12	1
Forensic Psychiatry							
ECHB(psy)	8	2	2	2	1	4	3
Total Forensic Psy	8	2	2	2	1	4	3


Employing Authority	Approved Complement	National Male	National Female	Non-National Male	Non-National Female	Total Male	Total Female
Gastroenterology							
Beaumont	2	2	0	0	0	2	0
Cork University Hosp	1	0	1	0	0	0	1
JCMH	1	0	0	0	1	0	1
Limerick Regional	1	0	0	1	0	1	0
Mater	1	0	1	0	0	0	1
Mayo General	0	1	0	0	0	1	0
Mercy Cork	1	0	0	1	0	1	0
Naas	1	0	0	1	0	1	0
Nenagh General	1	0	0	1	0	1	0
OLOL Drogheda	0.5	0	0	0.5	0	0.5	0
Sligo General	1	0	0	1	0	1	0
St James's	5	0	0	5	0	5	0
St Michael's D/Laoire	1	0	1	0	0	0	1
Tallaght Hospital	3	1	0	2	0	3	0
UC Hospital Galway	2	0	0	2	0	2	0
Total Gastroenterology	21.5	4	3	14.5	1	18.5	4
General (Int) Med							
Bantry	2	0	0	2	0	2	0
Cavan General	5	0	0	6	0	6	0
Cork University Hosp	2	0	1	1	0	1	1
Ennis General	2	0	0	2	0	2	0
JCMH	3.64	2	1.64	0	0	2	1.64
Kilkenny General	4	0	0	4	0	4	0
Letterkenny General	2	0	0	2	0	2	0
Louth Co Hospital	4	0	0	3	1	3	1
Manorhamilton	1	0	0	1	0	1	0
Mayo General	2	1	0	1	0	2	0
Monaghan General	2	0	0	2	0	2	0
Mullingar General	3	0	0	3	0	3	0
Naas	2	0	0	2	0	2	0
Navan Hospital	3	0	0	2	1	2	1
Nenagh General	2	0	0	2	0	2	0
OLOL Drogheda	0.5	0	0	0.5	0	0.5	0
Portluncula	5	0	0	5	0	5	0
Portlaoise General	4	0	0	3	1	3	1
Roscommon General	2	0	0	2	0	2	0
Sligo General	4	0	0	4	0	4	0
South Tipperary General	3	0	0	3	0	3	0
St Columcille's	2	0	0	2	0	2	0

Employing Authority	Approved Complement	National Male	National Female	Non-National Male	Non-National Female	Total Male	Total Female
General (Int) Medicine							
St James's	1	1	0	0	0	1	0
St John's Limerick	3	0	0	3	0	3	0
St Vincent's Elm Park	0.5	0	0.5	0	0	0	0.5
Tralee	4	0	0	4	0	4	0
Tullamore General	6	0	0	6	0	6	0
Waterford Regional	5	0	0	4	1	4	1
Wexford General	3	0	0	3	0	3	0
Total General (Int) Med	82.64	4	3.14	72.5	4	76.5	7.14
General Surgery							
Bantry	1	0	0	1	0	1	0
Beaumont	3	2	0	1	0	3	0
Cavan General	4	0	0	4	0	4	0
Cork University Hosp	6	2	2	2	0	4	2
Ennis General	2	0	0	2	0	2	0
JCMH	2	1	0	1	0	2	0
Kilkenny General	3	0	0	3	0	3	0
Letterkenny General	2	0	0	2	0	2	0
Louth Co Hospital	2	0	0	2	0	2	0
Mayo General	2	0	0	2	0	2	0
Mercy Cork	2	1	0	1	0	2	0
Monaghan General	2	0	0	2	0	2	0
Naas	4	1	0	3	0	4	0
Navan Hospital	3	0	0	3	0	3	0
Nenagh General	1	0	0	1	0	1	0
OLOL Drogheda	4	4	0	0	0	4	0
Our Lady's Cashel	4	0	0	4	0	4	0
Portiuncula	3	0	0	3	0	3	0
Portlaoise General	3	0	0	3	0	3	0
Roscommon General	2	0	0	2	0	2	0
Sligo General	4	0	0	3	1	3	1
St Columcille's	3	1	0	2	0	3	0
St James's	4.5	0	1	3.5	0	3.5	1
St John's Limerick	2	0	0	2	0	2	0
St Michael's D/Laoire	1	0	0	1	0	1	0
St Vincent's Elm Park	1	1	0	0	0	1	0
Sth Infirmary Victoria	3	0	0	3	0	3	0
Tallaght Hospital	1	1	0	0	0	1	0
Tralee	3	0	0	3	0	3	0
Tullamore General	3	0	0	3	0	3	0

Employing Authority	Approved Complement	National Male	National Female	Non-National Male	Non-National Female	Total Male	Total Female
General Surgery							
UC Hospital Galway	6	1	0	5	0	6	0
Waterford Regional	4	0	0	4	0	4	0
Wexford General	3	1	2	0	0	1	2
Total General Surgery	93.5	16	5	71.5	1	87.5	6
Genito-Urinary Med							
St James's	1	0	1	0	0	0	1
Total Genito-Urinary Med	1	0	1	0	0	0	1
Geriatrics							
Beaumont	3	3	0	0	0	3	0
Cork University Hosp	0	1	0	0	0	1	0
Donnybrook	1	0	1	0	0	0	1
Ennis General	1	0	0	1	0	1	0
JCMH	1	0	1	0	0	0	1
Letterkenny General	2	0	0	0	0	0	0
Mater	1	0	1	0	0	0	1
Naas	1	0	0	1	0	1	0
Nenagh General	1	0	0	1	0	1	0
OLOL Drogheda	0.5	0	0	0	0.5	0	0.5
Sligo General	1	0	0	1	0	1	0
St Columcille's	1	0	0	1	0	1	0
St James's	5	2	0.5	0.5	2	2.5	2.5
St Mary's, Phoenix Park	2	0	3	0	0	0	3
St Michael's D/Laoire	1	1	0	0	0	1	0
St Vincent's Elm Park	2	0	2	0	0	0	2
Sth Infirmary Victoria	1	0	1	0	0	0	1
Tallaght Hospital	2	1	0	1	0	2	0
UC Hospital Galway	1	1	0	0	0	1	0
Total Geriatrics	27.5	9	9.5	6.5	2.5	15.5	12
Gynae/Pathology							
St Vincent's Elm Park	1	1	0	0	0	1	0
Total Gynae/Pathology	1	1	0	0	0	1	0
Haematology							
Beaumont	1	1	0	0	0	1	0
Cork University Hosp	1	1	0	1	0	2	0
Crumlin	2	0	0	0	2	0	2
Limerick Regional	1	0	0	1	0	1	0

Employing Authority	Approved Complement	National Male	National Female	Non-National Male	Non-National Female	Total Male	Total Female
Haematology							
Mater	1	0	0	0	1	0	1
Mayo General	1	0	0	1	0	1	0
Sligo General	1	0	0	1	0	1	0
St James's	1.5	0	0.5	1	0	1	0.5
St Vincent's Elm Park	1	0	0	1	0	1	0
Tallaght Hospital	1	0	1	0	0	0	1
UC Hospital Galway	2	1	0	1	0	2	0
Waterford Regional	1	0	0	1	0	1	0
Total Haematology	14.5	3	1.5	8	3	11	4.5
Infectious Diseases							
Beaumont	1	0	1	0	0	0	1
St James's	2	0	1	1	0	1	1
Temple Street	0	0	0	0	1	0	1
UC Hospital Galway	1	0	0	1	0	1	0
UC Hospital Galway	1	0	0	1	0	1	0
Total Infectious Diseases	5	0	2	3	1	3	3
Maxillo Surgery							
Beaumont	1	1	0	0	0	1	0
Limerick Regional	1	1	0	0	0	1	0
St James's	6	0	0	6	0	6	0
Total Maxillo Surgery	8	2	0	6	0	8	0
Medical Oncology							
Beaumont	2	0	1	1	0	1	1
Cork University Hosp	1	0	0	1	0	1	0
Crumlin	2	0	0	1	1	1	1
Letterkenny General	1	0	0	1	0	1	0
Limerick Regional	2	0	0	2	0	2	0
Mater	4	0	2	2	0	2	2
Sligo General	2	0	1	1	0	1	1
St Vincent's Elm Park	1	1	0	0	0	1	0
Tallaght Hospital	1	1	0	0	0	1	0
Tralee	1	0	0	1	0	1	0
Tullamore General	1	0	0	1	0	1	0
UC Hospital Galway	2	0	2	0	0	0	2
Waterford Regional	3	1	0	2	0	3	0
Total Medical Oncology	23	3	6	13	1	16	7

Employing Authority	Approved Complement	National Male	National Female	Non-National Male	Non-National Female	Total Male	Total Female
Mental Handicap							
Bawnmore	1	0	0	1	0	1	0
Drumcar	1	0	0	1	0	1	0
ERHA North(Psy)	2	0	0	2	0	2	0
St Raphaels	1	0	1	0	0	0	1
St Vincent's Navan Rd	1	0	0	1	0	1	0
Stewart's	1	0	1	0	0	0	1
Total Mental Handicap	7	0	2	5	0	5	2
Microbiology							
Cork University Hosp	1	1	0	0	0	1	0
Mater	2	0	2	0	0	0	2
Rotunda	1	0	1	0	0	0	1
St Vincent's Elm Park	1	0	1	0	0	0	1
UC Hospital Galway	1	0	0	1	0	1	0
Total Microbiology	6	1	4	1	0	2	4
Morbid Anatomy/Histo							
UC Hospital Galway	1	0	1	0	0	0	1
Total Morbid Anatomy/Histo	1	0	1	0	0	0	1
Neonatology							
Crumlin	2	1	0	1	0	2	0
Erinville/St.Finbarrs	4	0	0	4	0	4	0
Nat Maternity Hospital	3	0	2	1	0	1	2
Total Neonatology	9	1	2	6	0	7	2
Nephrology							
Beaumont	4	1	1	2	0	3	1
Cork University Hosp	1	0	1	0	0	0	1
Crumlin	1	0	0	0	1	0	1
Letterkenny General	1	0	0	1	0	1	0
Limerick Regional	2	0	0	2	0	2	0
Sligo General	1	0	0	1	0	1	0
St James's	1	0	1	0	0	0	1
St Vincent's Elm Park	1	0	0	1	0	1	0
Tallaght Hospital	2	0	0	2	0	2	0
Total Nephrology	14	1	3	9	1	10	4
Neurological Surgery							
Beaumont	2	0	0	2	0	2	0
Total Neurological Surg	2	0	0	2	0	2	0



Employing Authority	Approved Complement	National Male	National Female	Non-National Male	Non-National Female	Total Male	Total Female
Neurology							
Beaumont	1	1	0	0	0	1	0
Cork University Hosp	2	1	0	0	1	1	1
Mater	4	2	1	1	0	3	1
St Vincent's Elm Park	1	0	0	1	0	1	0
Tallaght Hospital	1	0	0	1	0	1	0
UC Hospital Galway	1	0	0	1	0	1	0
Total Neurology	10	4	1	4	1	8	2
Obstetrics/Gynae							
Cavan General	4	0	0	1	3	1	3
Coombe	5	0	3	1	1	1	4
Erinville/St.Finbarrs	7	0	0	3	4	3	4
Kilkenny General	3	0	0	3	0	3	0
Letterkenny General	4	0	0	2	2	2	2
Limerick Regional	4	0	0	3	1	3	1
Mayo General	5	0	0	1	4	1	4
Mullingar General	5	0	0	3	2	3	2
Nat Maternity Hospital	2	1	1	0	0	1	1
OLOL Drogheda	7	0	0	5	2	5	2
Portiuncula	4	0	0	4	0	4	0
Portlaoise General	5	0	0	3	2	3	2
Rotunda	5	0	0	3	2	3	2
Sligo General	4	0	0	1	3	1	3
South Tipperary General	3	0	0	3	0	3	0
St James's	1	0	0	1	0	1	0
St Michael's D/Laoire	1	0	1	0	0	0	1
Tallaght Hospital	1	0	0	1	0	1	0
Tralee	2	0	0	2	0	2	0
UC Hospital Galway	3	0	0	0	3	0	3
Waterford Regional	5	0	0	4	1	4	1
Wexford General	4	1	0	3	0	4	0
Total Obstetrics/Gynae	84	2	5	47	30	49	35
Old Age Psychiatry							
NAHB(Psy)	3	2	0	1	0	3	0
SWAHB(Psy)	2	1	0	1	0	2	0
Monaghan Psychiatric	1	0	1	0	0	0	1
St Vincent's Elm Park	2	0	1	0	1	0	2
Total Old Age Psych	8	3	2	2	1	5	3

Employing Authority	Approved Complement	National Male	National Female	Non-National Male	Non-National Female	Total Male	Total Female
Ophthalmic Surgery							
Cork University Hosp	1	0	0	0	1	0	1
Limerick Regional	3	0	0	3	0	3	0
Mater	2	1	0	1	0	2	0
R Vic Eye/Ear	4	2	0	0	2	2	2
Sligo General	2	0	0	2	0	2	0
St Vincent's Elm Park	2	0	1	1	0	1	1
Temple Street	2	0	2	0	0	0	2
Waterford Regional	3	1	0	1	1	2	1
Total Ophthalmic Surgery	19	4	3	8	4	12	7
Ophthalmology							
UC Hospital Galway	2	0	0	2	0	2	0
Total Ophthalmology	2	0	0	2	0	2	0
Orthopaedic Surgery							
Beaumont	1	0	0	1	0	1	0
Cappagh Orthopaedic	4	2	1	1	0	3	1
Cork Orthopaedic	0	0	0	1	0	1	0
Cork University Hosp	3	2	0	2	0	4	0
Crumlin	2	1	0	1	0	2	0
JCMH	2	1	0	1	0	2	0
Letterkenny General	4	0	0	4	0	4	0
Limerick Regional	4	0	0	4	0	4	0
Mater	2	2	0	0	0	2	0
Mayo General	4	0	0	4	0	4	0
Navan Hospital	4	0	0	4	0	4	0
OLOL Drogheda	4	0	0	4	0	4	0
Sligo General	2	0	0	2	0	2	0
St Columcille's	1	1	0	0	0	1	0
St James's	2	0	0	2	0	2	0
St Vincent's Elm Park	1	1	0	0	0	1	0
Tallaght Hospital	7	2	0	5	0	7	0
Temple Street	1	1	0	0	0	1	0
Tralee	2	0	0	2	0	2	0
Tullamore General	3	0	0	3	0	3	0
UC Hospital Galway	4	3	0	1	0	4	0
Waterford Regional	3	0	0	3	0	3	0
Total Orthopaedic Surgery	60	16	1	45	0	61	1

Employing Authority	Approved Complement	National Male	National Female	Non-National Male	Non-National Female	Total Male	Total Female
Otolaryngology							
R Vic Eye/Ear	1	0	0	1	0	1	0
Sligo General	4	1	0	3	0	4	0
St Vincent's Elm Park	1	0	0	1	0	1	0
Sth Infirmary Victoria	2	0	0	2	0	2	0
Tallaght Hospital	1	0	0	1	0	1	0
Temple Street	1	0	0	1	0	1	0
Tralee	1	0	0	1	0	1	0
Tullamore General	4	0	0	4	0	4	0
UC Hospital Galway	2	0	0	2	0	2	0
Total Otolaryngology	17	1	0	16	0	17	0
Paediatric Surgery							
Crumlin	2	0	0	0	2	0	2
Tallaght Hospital	3	0	0	3	0	3	0
Temple Street	3	0	0	4	0	4	0
Total Paediatric Surgery	8	0	0	7	2	7	2
Paediatrics							
Beaumont	1	0	0	0	1	0	1
Cavan General	1	0	0	1	0	1	0
Coombe	3	1	0	0	2	1	2
Cork University Hosp	2	0	0	2	2	2	2
Kilkenny General	1	0	0	1	0	1	0
Letterkenny General	4	0	0	4	0	4	0
Limerick Regional	6	0	0	7	0	7	0
Mayo General	4	0	0	4	0	4	0
Mercy Cork	5	0	1	4	0	4	1
Mullingar General	4	0	0	3	1	3	1
OLOL Drogheda	5	0	0	5	0	5	0
Portluncula	2	0	0	1	1	1	1
Portlaoise General	3	0	0	3	0	3	0
Rotunda	4	0	0	3	1	3	1
Sligo General	4	0	0	4	0	4	0
South Tipperary General	1	0	0	1	0	1	0
Tallaght Hospital	10	1	0	5	4	6	4
Temple Street	6	0	1	3	3.5	3	4.5
Tralee	1	0	0	2	0	2	0
UC Hospital Galway	4	0	0	4	0	4	0
Waterford Regional	5	0	0	5	0	5	0
Wexford General	2	1	0	1	0	2	0
Total Paediatrics	78	3	2	63	15.5	66	17.5

Employing Authority	Approved Complement	National Male	National Female	Non-National Male	Non-National Female	Total Male	Total Female
Palliative Medicine							
Beaumont	1	0	1	0	0	0	1
Hospice, Harolds Cross	1.5	0	1.5	0	0	0	1.5
Letterkenny General	3	1	0	1	1	2	1
Limerick Regional	1	0	1	0	0	0	1
Sligo General	1	0	0	0	1	0	1
St James's	1	0	1	0	0	0	1
St Vincent's Elm Park	1	0	1	0	0	0	1
St.Francis Hospice	1.8	1.2	0.6	0	0	1.2	0.6
Tralee	1	0	1	0	0	0	1
UC Hospital Galway	2	1	1	0	0	1	1
Waterford Regional	1	0	1	0	0	0	1
Total Palliative Medicine	15.3	3.2	9.1	1	2	4.2	11.1
Plastic Surgery							
Beaumont	1	0	1	0	0	0	1
Cork University Hosp	2	0	1	1	0	1	1
JCMH	1	1	0	0	0	1	0
Mater	1	0	1	0	0	0	1
St James's	1	1	0	0	0	1	0
St Vincent's Elm Park	2	0	1	1	0	1	1
UC Hospital Galway	3	0	0	3	0	3	0
Total Plastic Surgery	11	2	4	5	0	7	4
Psych (Gen/Adult)							
Beaumont	4	0	3	1	0	1	3
Carlow/Kilkenny psy	2	0	1	0	1	0	2
Cavan General	3	0	1	2	0	2	1
Clonmel Psychiatric	1	1	0	0	0	1	0
Cluain Mhuire	7	1	3	1	2	2	5
Cork University Hosp	1	0	1	0	0	0	1
ECAHB(psy)	5	0	2	0	3	0	5
NAHB(Psy)	16	4	8	3	1	7	9
Kerry Psych Services	1	0	1	0	0	0	1
Limerick Mental Health	2	1	1	0	0	1	1
Louth/Meath MHS	2	0	0	2	0	2	0
Mater	3	0	1	2	0	2	1
Mayo Psy Services	2	0	1	1	0	1	1
Monaghan Psychiatric	2	0	0	2	0	2	0
North Lee Psy Services	2	1	0	0	1	1	1
Portlaoise Psychiatric	1	0	0	1	0	1	0

Employing Authority	Approved Complement	National Male	National Female	Non-National Male	Non-National Female	Total Male	Total Female
Psych (Gen/Adult)							
Roscommon Psy Services	1	0	1	0	0	0	1
Skibbereen Psych	1	0	0	1	0	1	0
Sligo Psychiatric	6	3	0	3	0	6	0
St James's	3	0	2	1	0	1	2
St Patrick's James's S	4	2	1	1	0	3	1
St Stephen's Cork	3	0	2	1	0	1	2
St Vincent's Elm Park	4	0	0	0	4	0	4
Tallaght Hospital	1	0	1	0	0	0	1
Waterford Psychiatric	1	0	0	1	0	1	0
West Galway Psy Servic	2	0	1	1	0	1	1
Total Psych (Gen/Adult)	80	13	31	24	12	37	43
Radiology							
Waterford Regional	2	0	0	1	0	1	0
Total Radiology	2	0	0	1	0	1	0
Radiotherapy/Oncology							
Cork University Hosp	4	0	0	2	0	2	0
St James's	4	2	1	1	0	3	1
St Luke's/St Anne's	8	2	1	4	0	6	1
Total Radiotherapy/Oncol.	16	4	2	7	0	11	2
Rehab Medicine							
National Rehab Hospital	1	0	0	1	1	1	1
Peamount	0.5	0	0	0.5	0	0.5	0
St Vincent's Elm Park	1	0	0	0	1	0	1
Total Rehab Medicine	2.5	0	0	1.5	2	1.5	2
Rehab Psychiatry							
Carlow/Kilkenny psy	1	0	0	1	0	1	0
Monaghan Psychiatric	1	1	0	0	0	1	0
Total Rehab Psychiatry	2	1	0	1	0	2	0
Respiratory Medicine							
Beaumont	2	1	0	1	0	2	0
Cork University Hosp	0	0	0	0	1	0	1
JCMH	1	1	0	0	0	1	0
Limerick General	2	0	0	2	0	2	0
Mater	4	2	1	1	0	3	1
Mercy Cork	2	0	0	2	0	2	0
OLOL Drogheda	0.5	0	0	0	0.5	0	0.5

Employing Authority	Approved Complement	National Male	National Female	Non-National Male	Non-National Female	Total Male	Total Female
Respiratory Medicine							
Peamount	1	0	0	1	0	1	0
Sligo General	1	0	0	1	0	1	0
St Columcille's	1	0	0	1	0	1	0
St James's	3	0	0	3	0	3	0
St Michael's D/Laoire	1	1	0	0	0	1	0
St Vincent's Elm Park	5	1	2	2	0	3	2
Tallaght Hospital	1	0	0	1	0	1	0
UC Hospital Galway	1	0	0	1	0	1	0
Total Respiratory Medicine	25.5	6	3	16	1.5	22	4.5
Rheum/Physical Med							
Beaumont	2	0	1	1	0	1	1
Cork University Hosp	1	0	0	1	0	1	0
Crumlin	1	0	0	0	1	0	1
Mater	1	0	0	1	0	1	0
St James's	1	1	0	0	0	1	0
St Vincent's Elm Park	1	0	0	1	0	1	0
UC Hospital Galway	1	0	0	0	1	0	1
Waterford Regional	2	0	0	2	0	2	0
Total Rheum/Physical Med.	10	1	1	6	2	7	3
Substance Misuse							
Drug Treatment Centre	12	2	3	5	2	7	5
NAHB(Psy)	1	0	0	1	0	1	0
SWAHB(Psy)	2	1	1	0	0	1	1
Total Substance Misuse	15	3	4	6	2	9	6
Transplantation Surgery							
Beaumont	4	1	0	3	0	4	0
St Vincent's Elm Park	2	0	0	2	0	2	0
Total Transplantation Surgery	6	1	0	5	0	6	0
Urology							
Cork University Hosp	1	0	0	1	0	1	0
Letterkenny General	1	0	0	1	0	1	0
Limerick Regional	2	0	0	2	0	2	0
Mercy Cork	2	0	0	2	0	2	0
St Columcille's	1	0	0	1	0	1	0
St James's	2	0	0	2	0	2	0
St Vincent's Elm Park	1	1	0	0	0	1	0
Tallaght Hospital	2	1	0	1	0	2	0
Total Urology	12	2	0	10	0	12	0

Employing Authority	Approved Complement	National Male	National Female	Non-National Male	Non-National Female	Total Male	Total Female
Vascular Surgery							
Limerick Regional	1	0	0	1	0	1	0
St James's	3	0	0	3	0	3	0
St Vincent's Elm Park	1	1	0	0	0	1	0
UC Hospital Galway	2	1	0	1	0	2	0
Total Vascular Surgery	7	2	0	5	0	7	0
Grand Total	1193.94	162.2	151.24	760.5	130.5	922.7	281.74

NCHD124

SRs/SpRs at 01/10/2004

Employing Authority	Approved Complement	National Male	National Female	Non-National Male	Non-National Female	Total Male	Total Female
ECAHB							
ECAHB(psy)	3	0	2	1	0	1	2
St Columcille's	3	1	2	0	0	1	2
Total ECAHB	6	1	4	1	0	2	4
NAHB							
NAHB	6.5	1	4.5	0	0	1	4.5
JCMH	10.5	2	2.5	4	0	6	2.5
St Mary's, Phoenix Park	1	0	0	0	0	0	0
Total NAHB	18	3	7	4	0	7	7
SWAHB							
SWAHB(Psy)	8	1	6	1	0	2	6
Naas	2	1	0	1	0	2	0
Total SWAHB	10	2	6	2	0	4	6
MHB							
Mullingar General	8	1	3	0	4	1	7
Tullamore General	1	0	0	1	0	1	0
Total MHB	9	1	3	1	4	2	7
MWHB							
Child Psych MWHB	1	0	1	0	0	0	1
Limerick Mental Health	2	1	1	0	0	1	1
Limerick Regional	24	14	3	5	1	19	4
North Tipp Psy Services	1	0	1	0	0	0	1
Total MWHB	28	15	6	5	1	20	7
NEHB							
Cavan General	3	1	1	0	0	1	1
Child Psy Drogheda/Nava	2	0	1	1	0	1	1
Louth Co Hospital	1	1	0	0	0	1	0
Louth/Meath MHS	4	1	3	0	0	1	3
Monaghan Psychiatric	3	2	1	0	0	2	1
Navan Hospital	3	2	0	1	0	3	0
OLOL Drogheda	9	3	2	4	0	7	2
Total NEHB	25	10	8	6	0	16	8

Employing Authority	Approved Complement	National Male	National Female	Non-National Male	Non-National Female	Total Male	Total Female
NWHB							
Letterkenny General	3	1	1	1	0	2	1
Letterkenny Psychiatric	1	0	1	0	0	0	1
Sligo General	5	3	2	0	0	3	2
Total NWHB	9	4	4	1	0	5	4
SEHB							
Carlow/Kilkenny psy	1	1	0	0	0	1	0
Kilkenny General	5	3	1	1	0	4	1
South Tipperary General	3	1	0	2	0	3	0
Waterford Psychiatric	1	0	1	0	0	0	1
Waterford Regional	21	10	6	5	0	15	6
Wexford General	4	3	1	0	0	3	1
Total SEHB	35	18	9	8	0	26	9
SHB							
Cork Orthopaedic	3	1	0	1	0	2	0
Cork University Hosp	61	21	13	16	3	37	16
Erinville/St.Finbarrs	4.5	0	2.5	1	0	1	2.5
Kerry Psych Services	1	0	1	0	0	0	1
Mallow	1	0	0	0	1	0	1
SHB Child psy Cork	2	0	1	1	0	1	1
Tralee	3	2	0	1	0	3	0
Total SHB	75.5	24	17.5	20	4	44	21.5
Voluntary Hospitals							
Beaumont	66	33	19	12	2	45	21
Cappagh Orthopaedic	6	5	0	1	0	6	0
Cluain Mhuire	2	1	1	0	0	1	1
Coombe	9.5	3	4.5	1	1	4	5.5
Crumlin	32	9	12	6	5	15	17
Drug Treatment Centre	1	1	0	0	0	1	0
Hospice, Harolds Cross	5	0	4	0	2	0	6
Lucena Clinic	3	0	3	0	0	0	3
Mater	60	29	26	5	0	34	26
Mercy Cork	11	7	2	2	0	9	2
Nat Maternity Hospital	15	6	6	1	2	7	8
National Rehab Hospital	2	0	1	0	0	0	1
R Vic Eye/Ear	5	1	1	2	1	3	2
Rotunda	10	4	4	1	0	5	4
St James's	57.5	32	13.5	9	3	41	16.5

Employing Authority	Approved Complement	National Male	National Female	Non-National Male	Non-National Female	Total Male	Total Female
Voluntary Hospitals							
St Luke's/St Anne's	7	3	2	1	0	4	2
St Patrick's James's S	1	0	1	0	0	0	1
St Vincent's Elm Park	50	29	15	4	2	33	17
St Vincent's Navan Rd	0.5	0	0.5	0	0	0	0.5
St.Francis Hospice	1	0	1	0	0	0	1
Stewart's	1.5	0	1.5	0	0	0	1.5
Sth Infirmary Victoria	7	2	1	3	1	5	2
Tallaght Hospital	48.5	22	16.5	9	2	31	18.5
Temple Street	19.5	6	7.5	4	2	10	9.5
Total Voluntary Hospitals	421	193	143	61	23	254	166
WHB							
Mayo General	5	0	3	1	0	1	3
Mayo Psy Services	1	1	0	0	0	1	0
UC Hospital Galway	44	15	13	11	5	26	18
West Galway Psy Servic	4.5	0	4.5	0	0	0	4.5
Total WHB	54.5	16	20.5	12	5	28	25.5
<u>Grand Total</u>	<u>691</u>	<u>287</u>	<u>228</u>	<u>121</u>	<u>37</u>	<u>408</u>	<u>265</u>

SRs/SpRs at 1 October 2004

Employing Authority	Approved Complement	National Male	National Female	Non-National Male	Non-National Female	Total Male	Total Female
A&E Casualty							
Beaumont	1	0	1	0	0	0	1
Cork University Hosp	3	2	0	0	0	2	0
St James's	2	2	0	0	0	2	0
St Vincent's Elm Park	2	1	1	0	0	1	1
Temple Street	1	1	0	0	0	1	0
UC Hospital Galway	1	0	0	1	0	1	0
Total A&E Casualty	10	6	2	1	0	7	2
Anaesthetics							
Beaumont	10	5	2	3	0	8	2
Coombe	1	0	0	1	0	1	0
Cork University Hosp	10	4	3	3	0	7	3
Crumlin	1	0	1	0	0	0	1
Crumlin	7.5	2	1.5	1	3	3	4.5
Limerick Regional	3	1	0	2	0	3	0
Mater	11	8	2	1	0	9	2
Mayo General	1	0	0	1	0	1	0
Mercy Cork	2	0	2	0	0	0	2
Nat Maternity Hospital	4	3	1	0	0	3	1
OLOL Drogheda	1	1	0	0	0	1	0
Rotunda	2	0	1	1	0	1	1
St James's	7	3	2	2	0	5	2
St Vincent's Elm Park	7	5	0	0	2	5	2
Sth Infirmary Victoria	1	1	0	0	0	1	0
Tallaght Hospital	9	6	2	1	0	7	2
Temple Street	5	3	1	1	0	4	1
UC Hospital Galway	7.5	2	1.5	2	2	4	3.5
Waterford Regional	3	0	2	1	0	1	2
Total Anaesthetics	93	44	22	20	7	64	29
Cardiology							
Beaumont	3	3	0	0	0	3	0
Cork University Hosp	2	1	1	0	0	1	1
Crumlin	2	1	1	0	0	1	1
JCMH	1	0	1	0	0	0	1
Limerick Regional	1	1	0	0	0	1	0
Mater	3	1	2	0	0	1	2

Employing Authority	Approved Complement	National Male	National Female	Non-National Male	Non-National Female	Total Male	Total Female
Cardiology							
St James's	2	1	0	1	0	2	0
St Vincent's Elm Park	2	2	0	0	0	2	0
Tallaght Hospital	2	0	1	1	0	1	1
UC Hospital Galway	2	2	0	0	0	2	0
Total Cardiology	20	12	6	2	0	14	6
Cardio-Thoracic Surgery							
Cork University Hosp	2	0	0	2	0	2	0
Crumlin	1	0	0	1	0	1	0
Mater	4	2	1	1	0	3	1
St James's	2	0	0	2	0	2	0
Total Cardio-Thoracic Surgery	9	2	1	6	0	8	1
Chemical Pathology							
Beaumont	1	0	0	1	0	1	0
JCMH	1.5	0	0.5	1	0	1	0.5
Tallaght Hospital	1	0	0	0	1	0	1
Temple Street	1	0	1	0	0	0	1
Total Chemical Pathology	4.5	0	1.5	2	1	2	2.5
Child & Adolescent Psych							
Child Psy Drogheda/Navan	2	0	1	1	0	1	1
Child Psych MWHB	1	0	1	0	0	0	1
SWAHB(Psy)	5	1	3	1	0	2	3
Lucena Clinic	3	0	3	0	0	0	3
Mater	3	0	3	0	0	0	3
Mayo Psy Services	1	1	0	0	0	1	0
SHB Child Psy Cork	2	0	1	1	0	1	1
Temple Street	1	0	1	0	0	0	1
West Galway Psy Service	2.5	0	2.5	0	0	0	2.5
Total Child & Adol. Psy.	20.5	2	15.5	3	0	5	15.5
Clinical Immunology							
Beaumont	1	0	0	0	1	0	1
St James's	1	1	0	0	0	1	0
Total Clinical Immunology	2	1	0	0	1	1	1
Clinical Pharm/Therapy							
St James's	2	1	1	0	0	1	1
Total Clinical Pharm/Therap	2	1	1	0	0	1	1

Employing Authority	Approved Complement	National Male	National Female	Non-National Male	Non-National Female	Total Male	Total Female
Dermatology							
Beaumont	1	0	1	0	0	0	1
Crumlin	2	0	2	0	0	0	2
Mater	1	1	0	0	0	1	0
St Vincent's Elm Park	1	0	1	0	0	0	1
Sth Infirmary Victoria	1	0	1	0	0	0	1
Waterford Regional	1	0	1	0	0	0	1
Total Dermatology	7	1	6	0	0	1	6
Endoc & Diabetes Mell							
Beaumont	2	1	1	0	0	1	1
Cork University Hosp	1	0	1	0	0	0	1
Crumlin	1	0	1	0	0	0	1
JCMH	1	0	0	1	0	1	0
Limerick Regional	1	0	0	1	0	1	0
Mater	1	1	0	0	0	1	0
St James's	1	1	0	0	0	1	0
St Vincent's Elm Park	1	0	0	1	0	1	0
Sth Infirmary Victoria	1	0	0	1	0	1	0
Tallaght Hospital	1	0	0	1	0	1	0
UC Hospital Galway	2	2	0	0	0	2	0
Total Endoc & Diabetes Mell	13	5	3	5	0	10	3
Forensic Psy							
ECAHB(psy)	2	0	1	1	0	1	1
Total Forensic Psy	2	0	1	1	0	1	1
Gastroenterology							
Beaumont	3	1	2	0	0	1	2
Cork University Hosp	2	1	0	1	0	2	0
Crumlin	1	1	0	0	0	1	0
Mater	3	0	2	1	0	1	2
Mayo General	1	0	0	0	0	0	0
OLOL Drogheda	1	0	0	1	0	1	0
St James's	1	0	1	0	0	0	1
St Vincent's Elm Park	6	5	1	0	0	5	1
UC Hospital Galway	2.5	0	0.5	1	1	1	1.5
Total Gastroenterology	20.5	8	6.5	4	1	12	7.5

Employing Authority	Approved Complement	National Male	National Female	Non-National Male	Non-National Female	Total Male	Total Female
General (Int) Med							
Cavan General	1	0	0	0	0	0	0
Kilkenny General	4	2	1	1	0	3	1
Letterkenny General	1	0	1	0	0	0	1
Limerick Regional	1	0	1	0	0	0	1
Louth Co Hospital	1	1	0	0	0	1	0
Mallow	1	0	0	0	1	0	1
Mullingar General	3	1	2	0	0	1	2
Navan Hospital	2	1	0	1	0	2	0
OLOL Drogheda	1	0	0	1	0	1	0
Sligo General	1	1	0	0	0	1	0
South Tipperary General	3	1	0	2	0	3	0
St Columcille's	1	0	1	0	0	0	1
St James's	2	1	1	0	0	1	1
Tralee	1	1	0	0	0	1	0
Waterford Regional	1	1	0	0	0	1	0
Wexford General	3	2	1	0	0	2	1
Total General (Int) Med	27	12	8	5	1	17	9
General Surgery							
Beaumont	4	2	1	1	0	3	1
Cork University Hosp	2	1	1	0	0	1	1
JCMH	1	0	0	1	0	1	0
Kilkenny General	1	1	0	0	0	1	0
Letterkenny General	1	0	0	1	0	1	0
Limerick Regional	1	1	0	0	0	1	0
Mater	4	3	1	0	0	3	1
Mayo General	1	0	1	0	0	0	1
Mercy Cork	2	2	0	0	0	2	0
OLOL Drogheda	1	1	0	0	0	1	0
Sligo General	1	0	1	0	0	0	1
St Columcille's	1	0	1	0	0	0	1
St James's	2	1	0	1	0	2	0
St Vincent's Elm Park	3	2	0	1	0	3	0
Tallaght Hospital	5	3	1	1	0	4	1
Tralee	1	0	0	1	0	1	0
UC Hospital Galway	3	1	0	2	0	3	0
Waterford Regional	1	1	0	0	0	1	0
Wexford General	1	1	0	0	0	1	0
Total General Surgery	36	20	7	9	0	29	7

Employing Authority	Approved Complement	National Male	National Female	Non-National Male	Non-National Female	Total Male	Total Female
Genito-Urinary Med							
St James's	2	1	0	1	0	2	0
Total Genito-Urinary Med	2	1	0	1	0	2	0
Geriatrics							
Cork University Hosp	3	0	2	0	0	0	2
JCMH	1	0	1	0	0	0	1
Limerick Regional	2	1	1	0	0	1	1
Mater	2	0	2	0	0	0	2
Mayo General	1	0	1	0	0	0	1
Mercy Cork	1	1	0	0	0	1	0
Naas	1	1	0	0	0	1	0
OLOL Drogheda	1	0	0	1	0	1	0
St Columcille's	1	1	0	0	0	1	0
St James's	2	1	1	0	0	1	1
St Mary's, Phoenix Park	1	0	0	0	0	0	0
St Vincent's Elm Park	2	0	1	1	0	1	1
Tallaght Hospital	1	0	1	0	0	0	1
Tralee	1	1	0	0	0	1	0
Waterford Regional	1	1	0	0	0	1	0
Total Geriatrics	21	7	10	2	0	9	10
Haematology							
Beaumont	1	1	0	0	0	1	0
Cork University Hosp	1	0	0	0	0	0	0
Crumlin	2	0	0	1	1	1	1
Letterkenny General	1	1	0	0	0	1	0
Limerick Regional	1	1	0	0	0	1	0
Mater	1	1	0	0	0	1	0
Mercy Cork	1	1	0	0	0	1	0
St James's	3	2	1	0	0	2	1
St Vincent's Elm Park	1	0	1	0	0	0	1
Tallaght Hospital	1	1	0	0	0	1	0
Tullamore General	1	0	0	1	0	1	0
UC Hospital Galway	1	0	1	0	0	0	1
Waterford Regional	1	1	0	0	0	1	0
Total Haematology	16	9	3	2	1	11	4
Infectious Diseases							
Cork University Hosp	1	0	0	0	1	0	1
Crumlin	1	0	1	0	0	0	1
Mater	1	0	1	0	0	0	1
Total Infectious Diseases	3	0	2	0	1	0	3

Employing Authority	Approved Complement	National Male	National Female	Non-National Male	Non-National Female	Total Male	Total Female
Medical Genetics							
Crumlin	1	0	1	0	0	0	1
Total Medical Genetics	1	0	1	0	0	0	1
Medical Oncology							
Beaumont	1	1	0	0	0	1	0
Mater	1	0	1	0	0	0	1
Mercy Cork	1	1	0	0	0	1	0
St Vincent's Elm Park	1	0	1	0	0	0	1
UC Hospital Galway	1	0	0	0	1	0	1
Total Medical Oncology	5	2	2	0	1	2	3
Mental Handicap							
St Vincent's Navan Rd	0.5	0	0.5	0	0	0	0.5
Stewart's	1.5	0	1.5	0	0	0	1.5
Total Mental Handicap	2	0	2	0	0	0	2
Microbiology							
Beaumont	3	2	0	0	1	2	1
Cork University Hosp	2	1	1	0	0	1	1
Mater	1	0	1	0	0	0	1
St James's	2	0	0	0	2	0	2
St Vincent's Elm Park	2	0	2	0	0	0	2
Tallaght Hospital	1	0	1	0	0	0	1
UC Hospital Galway	1	0	1	0	0	0	1
Waterford Regional	1	0	1	0	0	0	1
Total Microbiology	13	3	7	0	3	3	10
Morbid Anatomy/Histo							
Beaumont	2	0	2	0	0	0	2
Coombe	1	0	1	0	0	0	1
Cork University Hosp	5	0	0	2	2	2	2
Crumlin	1	1	0	0	0	1	0
Mater	2	0	1	1	0	1	1
Mercy Cork	1	0	0	1	0	1	0
Nat Maternity Hospital	1	0	0	0	1	0	1
Rotunda	1	0	1	0	0	0	1
St James's	4	3	0	0	1	3	1
St Vincent's Elm Park	3	1	2	0	0	1	2
Tallaght Hospital	2	1	1	0	0	1	1
Temple Street	1	0	0	0	1	0	1

Employing Authority	Approved Complement	National Male	National Female	Non-National Male	Non-National Female	Total Male	Total Female
Morbid Anatomy Histo							
UC Hospital Galway	1	0	0	1	0	1	0
Waterford Regional	1	1	0	0	0	1	0
Total Morbid Anatomy Histo	26	7	8	5	5	12	13
Neonatology							
Nat Maternity Hospital	3	2	1	0	0	2	1
Total Neonatology	3	2	1	0	0	2	1
Nephrology							
Beaumont	3	1	1	1	0	2	1
Cork University Hosp	1	0	0	1	0	1	0
Crumlin	1	0	1	0	0	0	1
Mater	1	0	1	0	0	0	1
St Vincent's Elm Park	1	0	1	0	0	0	1
Tallaght Hospital	1	1	1	0	0	1	1
UC Hospital Galway	3	1	0	2	0	3	0
Waterford Regional	2	1	1	0	0	1	1
Total Nephrology	13	4	6	4	0	8	6
Neurological Surgery							
Beaumont	5	2	0	3	0	5	0
Cork University Hosp	3	0	0	3	0	3	0
Total Neurological Surgery	8	2	0	6	0	8	0
Neurology							
Beaumont	3	3	0	0	0	3	0
Cork University Hosp	2	0	0	2	0	2	0
Crumlin	1.5	0	1.5	0	0	0	1.5
Mater	1	0	1	0	0	0	1
Mercy Cork	1	0	0	1	0	1	0
St James's	1	0	0	1	0	1	0
UC Hospital Galway	1	0	0	1	0	1	0
Total Neurology	10.5	3	2.5	6	0	8	2.5
Obstetrics/Gynaecology							
Coombe	4.5	0	3.5	0	1	0	4.5
Erinville/St.Finbarrs	2.5	0	2.5	0	0	0	2.5
Limerick Regional	2	1	0	0	1	1	1
Mater	1	0	1	0	0	0	1
Mullingar General	5	0	1	0	4	0	5

Employing Authority	Approved Complement	National Male	National Female	Non-National Male	Non-National Female	Total Male	Total Female
Obstetrics/Gynaecology							
Nat Maternity Hospital	7	1	4	1	1	2	5
Rotunda	4	1	2	0	0	1	2
St James's	1	0	1	0	0	0	1
Sth Infirmary Victoria	1	0	0	0	1	0	1
UC Hospital Galway	3	0	1	1	1	1	2
Total Obstetrics/Gynae	31	3	16	2	9	5	25
Occupational Medicine							
Beaumont	1	1	0	0	0	1	0
St James's	1	0	1	0	0	0	1
Total Occupational Medicine	2	1	1	0	0	1	1
Old Age Psychiatry							
ECAHB(psy)	1	0	1	0	0	0	1
NAHB(Psy)	2.5	0	2.5	0	0	0	2.5
Limerick Regional	1	1	0	0	0	1	0
Monaghan Psychiatric	1	0	1	0	0	0	1
St Patrick's James's S	1	0	1	0	0	0	1
Waterford Psychiatric	1	0	1	0	0	0	1
Total Old Age Psychiatry	7.5	1	6.5	0	0	1	6.5
Ophthalmic Surgery							
Cork University Hosp	2	1	0	1	0	2	0
Mater	2	2	0	0	0	2	0
R Vic Eye/Ear	2	1	0	1	0	2	0
Waterford Regional	1	0	0	1	0	1	0
Total Ophthalmic Surgery	7	4	0	3	0	7	0
Ophthalmology							
Crumlin	1	0	0	1	0	1	0
St James's	0.5	0	0.5	0	0	0	0.5
Total Ophthalmology	1.5	0	0.5	1	0	1	0.5
Orthopaedic Surgery							
Beaumont	3	3	0	0	0	3	0
Cappagh Orthopaedic	5	4	0	1	0	5	0
Cork Orthopaedic	3	1	0	1	0	2	0
Cork University Hosp	3	2	0	0	0	2	0
Crumlin	2	1	0	1	0	2	0
JCMH	1	1	0	0	0	1	0
Limerick Regional	2	2	0	0	0	2	0

Employing Authority	Approved Complement	National Male	National Female	Non-National Male	Non-National Female	Total Male	Total Female
Orthopaedic Surgery							
Mater	2	2	0	0	0	2	0
Navan Hospital	1	1	0	0	0	1	0
OLOL Drogheda	1	1	0	0	0	1	0
Sligo General	2	2	0	0	0	2	0
St James's	2	2	0	0	0	2	0
St Vincent's Elm Park	3	3	0	0	0	3	0
Tallaght Hospital	6	3	1	2	0	5	1
Temple Street	2	2	0	0	0	2	0
UC Hospital Galway	2	2	0	0	0	2	0
Waterford Regional	3	2	0	1	0	3	0
Total Orthopaedic Surgery	43	34	1	6	0	40	1
Otolaryngology							
Beaumont	3	1	0	2	0	3	0
Crumlin	1	0	0	1	0	1	0
Limerick Regional	3	2	0	1	0	3	0
Mater	2	2	0	0	0	2	0
R Vic Eye/Ear	3	0	1	1	1	1	2
Sth Infirmary Victoria	2	1	0	1	0	2	0
Tallaght Hospital	5	3	1	1	0	4	1
Temple Street	1	0	1	0	0	0	1
UC Hospital Galway	1	0	1	0	0	0	1
Waterford Regional	2	0	0	2	0	2	0
Total Otolaryngology	23	9	4	9	1	18	5
Paediatric Surgery							
Crumlin	2	2	0	0	0	2	0
Total Paediatric Surgery	2	2	0	0	0	2	0
Paediatrics							
Cavan General	1	1	0	0	0	1	0
Coombe	3	3	0	0	0	3	0
Cork University Hosp	3	0	1	0	0	0	1
Erinville/St.Finbarrs	2	0	0	1	0	1	0
Limerick Regional	3	1	1	0	0	1	1
Mayo General	1	0	1	0	0	0	1
OLOL Drogheda	2	0	2	0	0	0	2
Rotunda	3	3	0	0	0	3	0
Sligo General	1	0	1	0	0	0	1
Tallaght Hospital	3.5	1	1.5	1	0	2	1.5

Employing Authority	Approved Complement	National Male	National Female	Non-National Male	Non-National Female	Total Male	Total Female
Paediatrics							
Temple Street	5.5	0	3.5	1	1	1	4.5
UC Hospital Galway	1	0	1	0	0	0	1
Waterford Regional	1	1	0	0	0	1	0
Total Paediatrics	30	10	12	3	1	13	13
Palliative Medicine							
Hospice, Harolds Cross	5	0	4	0	2	0	6
Limerick Regional	1	1	0	0	0	1	0
St Luke's/St Anne's	1	0	1	0	0	0	1
St.Francis Hospice	1	0	1	0	0	0	1
UC Hospital Galway	1	0	1	0	0	0	1
Waterford Regional	1	0	1	0	0	0	1
Total Palliative Medicine	10	1	8	0	2	1	10
Plastic Surgery							
Cork University Hosp	2	1	0	1	0	2	0
Crumlin	1	1	0	0	0	1	0
Mater	1	1	0	0	0	1	0
St James's	3	3	0	0	0	3	0
Temple Street	1	0	0	1	0	1	0
UC Hospital Galway	2	0	2	0	0	0	2
Total Plastic Surgery	10	6	2	2	0	8	2
Psych (Gen/Adult)							
Carlow/Kilkenny psy	1	1	0	0	0	1	0
Cavan General	1	0	1	0	0	0	1
Cluain Mhuire	2	1	1	0	0	1	1
Cork University Hosp	1	0	1	0	0	0	1
NAHB(Psy)	4	1	2	0	0	1	2
SWAHB(Psy)	3	0	3	0	0	0	3
Kerry Psych Services	1	0	1	0	0	0	1
Letterkenny Psychiatric	1	0	1	0	0	0	1
Limerick Mental Health	2	1	1	0	0	1	1
Louth/Meath MHS	4	1	3	0	0	1	3
Monaghan Psychiatric	1	1	0	0	0	1	0
North Tipp Psy Services	1	0	1	0	0	0	1
St Vincent's Elm Park	1	0	1	0	0	0	1
West Galway Psy Servic	2	0	2	0	0	0	2
Total Psych (Gen/Adult)	25	6	18	0	0	6	18

Employing Authority	Approved Complement	National Male	National Female	Non-National Male	Non-National Female	Total Male	Total Female
Radiology							
Beaumont	10	4	5	1	0	5	5
Cappagh Orthopaedic	1	1	0	0	0	1	0
Cork University Hosp	8	6	2	0	0	6	2
Crumlin	1	0	0	0	1	0	1
Mater	9	4	5	0	0	4	5
Mercy Cork	2	2	0	0	0	2	0
St James's	10	6	4	0	0	6	4
St Vincent's Elm Park	9	5	3	1	0	6	3
Tallaght Hospital	7	1	5	1	0	2	5
Temple Street	1	0	0	1	0	1	0
UC Hospital Galway	6	4	2	0	0	4	2
Waterford Regional	1	1	0	0	0	1	0
Total Radiology	65	34	26	4	1	38	27
Radiotherapy/Oncology							
St James's	1	1	0	0	0	1	0
St Luke's/St Anne's	6	3	1	1	0	4	1
Total Radiotherapy/Onc	7	4	1	1	0	5	1
Rehab Medicine							
National Rehab Hospital	2	0	1	0	0	0	1
Total Rehab Med	2	0	1	0	0	0	1
Rehab Psychiatry							
Monaghan Psychiatric	1	1	0	0	0	1	0
Total Rehab Psychiatry	1	1	0	0	0	1	0
Respiratory Medicine							
Beaumont	2	1	1	0	0	1	1
Cork University Hosp	1	0	0	0	0	0	0
Crumlin	1	0	1	0	0	0	1
JCMH	3	0	0	1	0	1	0
Limerick Regional	1	0	0	1	0	1	0
Mater	1	0	0	1	0	1	0
Naas	1	0	0	1	0	1	0
OLOL Drogheda	1	0	0	1	0	1	0
St James's	1	0	0	1	0	1	0
St Vincent's Elm Park	2	2	0	0	0	2	0
Tallaght Hospital	1	0	0	0	1	0	1
UC Hospital Galway	1	1	0	0	0	1	0
Total Respiratory Med	16	4	2	6	1	10	3

Employing Authority	Approved Complement	National Male	National Female	Non-National Male	Non-National Female	Total Male	Total Female
Rheum/Physical Med							
Beaumont	1	0	1	0	0	0	1
Cork University Hosp	1	1	0	0	0	1	0
JCMH	1	1	0	0	0	1	0
Mater	1	0	1	0	0	0	1
St James's	1	1	0	0	0	1	0
St Vincent's Elm Park	1	1	0	0	0	1	0
Sth Infirmary Victoria	1	0	0	1	0	1	0
UC Hospital Galway	1	0	1	0	0	0	1
Total Rheum/Physical Med	8	4	3	1	0	5	3
Substance Misuse							
Drug Treatment Centre	1	1	0	0	0	1	0
Total Substance Misuse	1	1	0	0	0	1	0
Transplantation Surgery							
Beaumont	2	1	1	0	0	1	1
Total Transplantation Surgery	2	1	1	0	0	1	1
Urology							
Mater	1	1	0	0	0	1	0
St Vincent's Elm Park	1	1	0	0	0	1	0
Tallaght Hospital	2	2	0	0	0	2	0
Total Urology	4	4	0	0	0	4	0
Vascular Surgery							
Limerick Regional	1	1	0	0	0	1	0
St James's	1	1	0	0	0	1	0
St Vincent's Elm Park	1	1	0	0	0	1	0
Total Vascular Surgery	3	3	0	0	0	3	0
Grand Total	691	287	228	121	37	408	265

Table 8

Distribution of NCHD Complement (2004)

Grade HB area	Interns	House Officers	Registrars	Senior/Specialist Registrars	All NCHDs
Eastern	244	683	540.94	437	1,904.94
Midlands	8	95	75	9	187
Mid-Western	26	134	66	28	254
North-Eastern	24	123	101	25	273
North-Western	21	127	77	9	234
South-Eastern	24	170	101	35	330
Southern	76	251	127	93.5	547.5
Western	65	214	106	54.5	439.5
National	488	1,797	1,193.94	691	4,169.94

Some Comparisons between 2004 and earlier surveys – public sector hospitals only

Grade	Approved Complement	Numbers Employed						
		Nationals		Non-Nationals		Total		
		M.	F.	M.	F.	M.	F.	T.
Sen/Sp Registrars								
-1984	72	52	16	2	-	54	16	70
-1988	79	53	15.5	5	-	58	15.5	73.5
-1990	80	54	22	3	-	57	22	79
-1992	88	62	22	3	-	65	22	87
-1994	96	59	33	2	-	61	33	94
-1996	105	65	34	6	-	71	34	05
-1998	199	99	75	19	2	118	77	195
-2000	424	177	151	76	15	253	166	419
-2002	605	239	220	114	20.5	353	240.5	593.5
-2004	691	287	228	121	37	408	265	673
Registrars								
-1984	494	219.5	162	97	6	316.5	168	484.5
-1988	522	222.75	145.25	135	11	357.5	156.25	514
-1990	649.5	244	138.5	234	17	478	155.5	633.5
-1992	699.5	216.3	167.8	272	29.5	488.3	197.3	685.5
-1994	751.5	234.5	166.5	317.5	26	552	192.5	744.5
-1996	835.5	225.5	218	367	30	592.5	248	840.5
-1998	902.8	216.8	245	411	47.5	627.8	292.5	920.3
-2000	966.03	161.33	217.2	521.5	65.5	682.83	282.7	965.53
-2002	1,165.80	167.1	174.7	744.5	111.5	911.6	286.2	1,193.8
-2004	1,193.94	162.2	151.24	760.5	130.5	922.7	281.74	1,204.44

Grade	Approved Complement	Numbers Employed						
		Nationals		Non-Nationals		Total		
		M	F	M	F	M	F	T
House Officers								
-1984	866.5	472.5	302	108	11	580.5	313	893.5
-1988	931.5	370.5	319.5	204	22	574.5	341.5	916
-1990	1,119.5	360	352.5	374	46	734	398.5	1,132.5
-1992	1,182.5	377.3	390.8	381.5	44	758.8	434.8	1,193.5
-1994	1,250.5	364	415.5	396	84	760	499.5	1259.5
-1996	1,284.5	345	422	445	83.5	790	505.5	1295.5
-1998	1,305.7	326.5	428.7	473.2	95	799.9	523.7	1,323.7
-2000	1,446.55	305.25	425	580.3	123	885.55	548	1,433.55
-2002	1,666.75	317.25	405	781	180	1,098.25	585	1,683.25
-2004	1,797	328	458.5	788	218	1,116	676.5	1,792.5
Interns								
-1984	363	212	138	11	7	223	145	368
-1988	324	141	130	28	13	169	143	312
-1990	344	152	145	39	14	191	159	350
-1992	350	148	132	44	26	192	158	350
-1994	353	130	169	43	11	173	180	353
-1996	357	118	185	33	21	151	206	357
-1998	367	136	179	27	25	163	204	367
-2000	401	134	170	65	32	199	202	401
-2002	460	153	173	83	53	236	226	462
-2004	488	125	211	84	69	209	280	489

Grade	Approved Complement	Numbers Employed						
		Nationals		Non-Nationals		Total		
		M	F	M	F	M	F	T
All NCHDs								
-1984	1,795.5	956	618	218	24	1,174	642	1,816
-1988	1,856.5	787.25	610.25	372	46	1159.25	656.25	1,815.5
-1990	2,193	810	658	650	77	1,460	735	2,195
-1992	2,320	803.6	712.6	700.5	99.5	1,504.1	812.1	2,316.1
-1994	2,451	787.5	784	758.5	121	1,546	905	2,451
-1996	2,582	753.5	859	851	134.5	1,604.5	993.5	2,598
-1998	2,774.5	778.6	927.7	930.2	169.5	1,708.8	1,097.2	2,806
-2000	3,237.58	777.58	963.2	1,242.8	235.5	2,020.38	1,198.7	3,219.08
-2002	3,897.55	876.35	972.7	1,722.5	365	2,598.9	1,337.7	3,932.55
-2004	4,169.94	902	1,048.74	1,753.5	454.5	2,655.7	1,503.24	4,158.94

Table 10**Comparisons between 1984, 1994, and 2004 surveys****(public sector hospitals only)**

NCHD Census	1984	1994	2004
1 Approved NCHD Complements analysed by grade # sen./sp registrars # registrars # house officers # interns # all grades	 72 494 866.5 363 1,795.5	 96 751.5 1,250.5 353 2,451	 691 1,193.94 1,797 488 4,169.94
1 Approved total NCHD complements analysed by health board area Eastern Midland Mid-Western North-Eastern North-Western South-Eastern Southern Western National	 944.5 39 104 88 75 87 253 205 1,795.5	 1,229 87 144.5 137 106 163 336.5 248 2,451	 1,904.94 187 254 273 234 330 547.5 439.5 4,169.94

NCHD CENSUS	2 (a) Approved Registrar complements analysed by health board area	2 (b) Approved House Officer complements analysed by health board area									
			Eastern	Midland	Mid-Western	North-Eastern	North-Western	South-Eastern	Southern	Western	National
1984	305	391.5	533.5	62	85.5	89	64	105	174.5	137	1,250.5
1994	433.5			17	39	31	33	48	92	58	751.5
2004	540.94			75	66	101	77	101	127	106	1,193.94

NCHD Census	3 Approved House Officer complement analysed by specialty	4 Approved registrar complement analysed by specialty	NCHD: Consultant Ratio			
	1984	1994	2004	1.57 : 1	2.02 : 1	2.20 : 1
	A & E Casualty	42	100		26	113
	Anaesthetics	50	88	37	78	161
	Medicine	234.5	339.5	102	189.5	300.9
	Obstetrics / Gynaecology	77	90	25	40.5	84
	Paediatrics	105	116	27	50	87
	Pathology	28	28.5	22	32	24.5
	Psychiatry	97	167.5	143	102	156
	Radiology	13	9	11	33	2
	Surgery (all specialties)	220	312	122	200.5	265.5
	4 Approved House Officer complement analysed by specialty					
	A & E Casualty	42	100	5	26	113
	Anaesthetics	50	88	37	78	161
	Medicine	234.5	339.5	102	189.5	300.9
	Obstetrics / Gynaecology	77	90	25	40.5	84
	Paediatrics	105	116	27	50	87
	Pathology	28	28.5	22	32	24.5
	Psychiatry	97	167.5	143	102	156
	Radiology	13	9	11	33	2
	Surgery (all specialties)	220	312	122	200.5	265.5

NCHD Census	1984	1994	2004
Percentage of Irish Nationals Employed as NCHDs who were female # Sen. / sp. Registrars # registrars # house officers # interns # all grades	24% 42% 39% 39% 39%	36% 42% 53% 57% 50%	44 % 48% 58% 63% 54%
7 Numbers of Non-Nationals employed as NCHDs # Sen. / sp. Registrars # registrars # house officers # interns # all grades	2 103 119 18 242	2 343.5 480 54 879.5	158 891 1,006 153 2,208
8 Percentage of NCHDs who were Non-Nationals # Sen. / sp. Registrars # registrars # house officers # interns # all grades	3% 21% 13% 5% 13%	2% 46% 38% 15% 36%	23% 74% 56% 31% 53%

The first part of the paper discusses the importance of the study of the history of the English language. It is a branch of linguistics which deals with the changes in the language over time. The study of the history of the English language is important for many reasons. It helps us to understand the development of the language and the influence of other languages on it. It also helps us to understand the social and cultural changes that have taken place in the English-speaking world.

The second part of the paper discusses the importance of the study of the history of the English language. It is a branch of linguistics which deals with the changes in the language over time. The study of the history of the English language is important for many reasons. It helps us to understand the development of the language and the influence of other languages on it. It also helps us to understand the social and cultural changes that have taken place in the English-speaking world.

The third part of the paper discusses the importance of the study of the history of the English language. It is a branch of linguistics which deals with the changes in the language over time. The study of the history of the English language is important for many reasons. It helps us to understand the development of the language and the influence of other languages on it. It also helps us to understand the social and cultural changes that have taken place in the English-speaking world.

The fourth part of the paper discusses the importance of the study of the history of the English language. It is a branch of linguistics which deals with the changes in the language over time. The study of the history of the English language is important for many reasons. It helps us to understand the development of the language and the influence of other languages on it. It also helps us to understand the social and cultural changes that have taken place in the English-speaking world.

The fifth part of the paper discusses the importance of the study of the history of the English language. It is a branch of linguistics which deals with the changes in the language over time. The study of the history of the English language is important for many reasons. It helps us to understand the development of the language and the influence of other languages on it. It also helps us to understand the social and cultural changes that have taken place in the English-speaking world.

Number of Whole-time NCHDs Employed on 1 October, 2004 in Private Hospitals

Hospital Grade Specialty	Approved Complement	Numbers (WT) employed on 1 October, 2004					
		Nationals		Non-Nationals		Totals	
		M.	F.	M.	F.	M.	F.
Ballinderry							
- registrars	1			1		1	
Blackrock Clinic							
- registrars	4	-	-	4	-	4	-
- house officers	6	4	-	1	1	5	1
Bon Secours, Cork							
- house officers	22	-	-	22	-	22	-
- interns	4	2	-	-	2	2	2
Bon Secours, Dublin							
- house officers	7	-	-	6	1	6	1
Bon Secours, Galway							
- house officers	3	-	2	1	-	1	2
Bon Secours, Tralee							
- house officers	3	-	-	3	-	3	-
Mater Private							
- registrars	9	-	-	9	-	9	-
Mount Carmel							
- house officers	5	1	3	1	-	2	3
St. Vincent's Private							
- registrars	7	2	1	4	0	6	1

PRIVATE HOSPITALS

Total NCHDs

Grade	Approved Complement	Numbers (WT) employed on 1 October, 2004					
		Nationals		Non-Nationals		Totals	
		M.	F.	M.	F.	M.	F.
Totals							
- Senior/Sp Registrars	-	-	-	-	-	-	-
- registrars	21	2	1	18	0	20	1
- house officers	46	5	5	34	2	39	7
- interns	4	2	-	-	2	2	2
Totals	71	9	6	52	4	61	10

REGISTRARS

Hospital Specialty	Approved Complement	Numbers (WT) employed on 1 October, 2004					
		Nationals		Non-Nationals		Totals	
		M.	F.	M.	F.	M.	F.
General and/or All Disciplines							
- Ballinderry	1	-	-	1	-	1	-
- Mater Private	9	-	-	9	-	9	-
- St. Vincent's Private	6	1	1	4	-	5	1
Total General and/or All Disciplines	16	1	1	14	-	15	1
Medical Oncology							
- St. Vincent's Private	1	1	-	-	-	1	1
Cardio-Thoracic Surgery							
- Blackrock Clinic	4	-	-	4	-	4	-

PRIVATE HOSPITALS

HOUSE OFFICERS

Hospital Specialty	Approved Complement	Numbers (WT) employed on 1 October, 2004					
		Nationals		Non- Nationals		Totals	
		M.	F.	M.	F.	M.	F.
Anaesthetics							
- Bon Secours, Cork	4	-	-	4	-	4	-
General Internal Medicine (GIM)							
- Bon Secours, Cork	5	-	-	5	-	5	-
- Bon Secours, Dublin	4	-	-	3	1	3	1
- Bon Secours, Tralee	3	-	-	3	-	3	-
Total - GIM	12	-	-	11	1	11	1
Obs./Gynaecology							
- Bon Secours, Cork	4	-	-	4	-	4	-
Paediatrics							
- Bon Secours, Cork	4	-	-	4	-	4	-
Surgery							
Bon Secours, Cork	5	-	-	5	-	5	-
Bon Secours, Dublin	3	-	-	3	-	3	-
Total - Surgery	8	-	-	8	-	8	-
"General and/or All Disciplines"							
- Blackrock Clinic	6	4	-	1	1	5	1
- Bon Secours, Galway	3	-	2	1	-	1	2
- Mount Carmel	5	1	3	1	-	2	3
Total - General/All Disciplines	14	5	5	3	1	8	6